

THERMOCOUPLE TEMPERATURE HEAD TRANSMITTER THT201



INSTALLATION GUIDE

IG_INHO_THT201_E01A

THERMOCOUPLE TEMPERATURE HEAD TRANSMITTER THT201

INSTALLATION GUIDE

step
01

**CONNECT AND CONFIGURE THT201 THERMOCOUPLE TEMPERATURE HEAD
TRANSMITTER**

Pages 3 to 6

step


01

CONNECT AND CONFIGURE THT201 THERMOCOUPLE TEMPERATURE HEAD TRANSMITTER

DOWNLOAD AND INSTALL "TEKON CONFIGURATOR" FREE SOFTWARE FROM TEKON ELECTRONICS WEBSITE


01

Connect the THT201 transmitter to the SARC2 cable configurator.



02

Connect the Thermocouple to the THT201 transmitter.



03

Connect the SARC2 configurator cable to the computer.



04

Execute Tekon Configurator software.



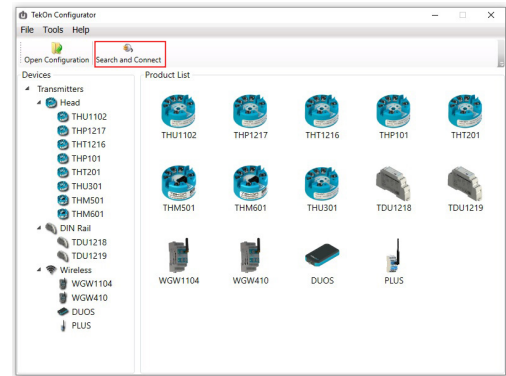
step
01

CONNECT AND CONFIGURE THT201 THERMOCOUPLE TEMPERATURE HEAD TRANSMITTER

05


Select the “Search and Connect” option.

Note: for security reasons, it is only allowed to change the settings during the first 60 seconds after power up. If you click on the name of the product, a browser window will open on the product page on Tekon Electronics website.



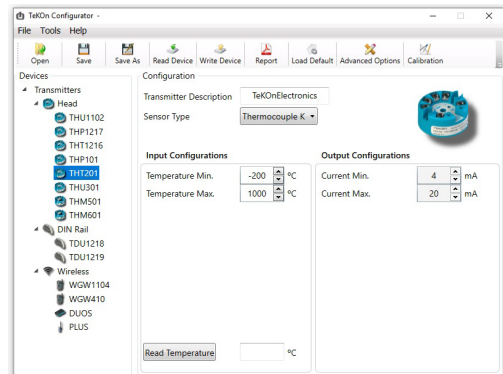
06

While the THT201 transmitter is in configuration mode, the blue led will flash continuously.



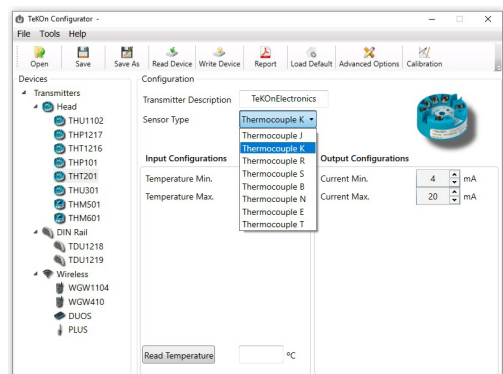
07

The software automatically identifies the device and opens the respective configuration form.



08

Choose which thermocouple you want to use.



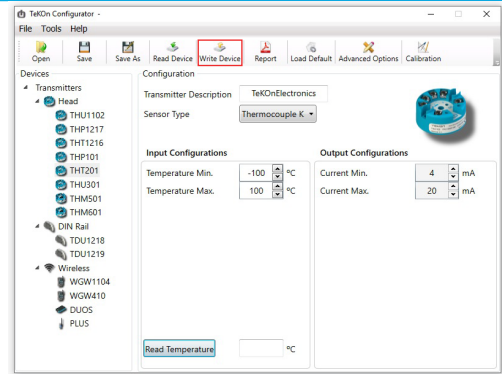
step
01

CONNECT AND CONFIGURE THT201 THERMOCOUPLE TEMPERATURE HEAD TRANSMITTER

09

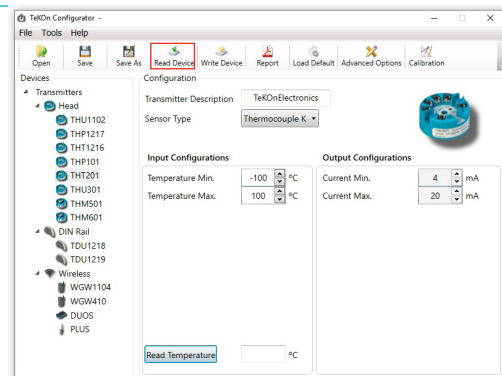
To change the selected thermocouple default settings, update the value of the desired parameter and select the **“Write Device”** option.

In this example, we use the **thermocouple K** and change the **“Temperature Min.”** to -100 and **“Temperature Max.”** to 100.



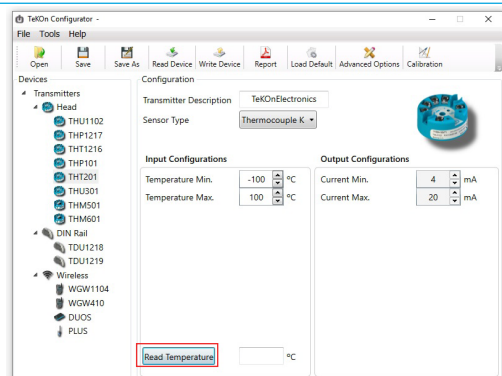
10

To confirm if the change has been successfully completed, select the **“Read Device”**.



11

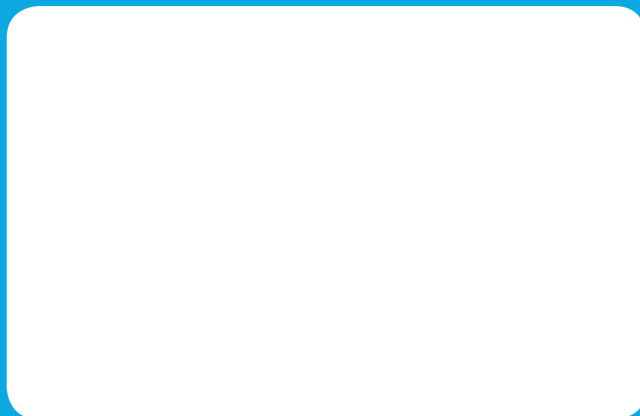
Click on the **“Read Temperature”** button to read the current temperature value.



TEKON ELECTRONICS
a brand of Bresimar Automação S.A.

Quinta do Simão
3800-230 Aveiro
PORTUGAL

P.: +351 234 303 320
M.: +351 933 033 250
E.: sales@tekonelectronics.com



Cofinanciado por:



UNIÃO EUROPEIA
Fundo Europeu
de Desenvolvimento Regional