



# SM15K - Master/Slave Assembly Kits

- M/S PAR SET C2...C12
- M/S SER SET BA, BB

## M/S PAR & M/S SER Kits

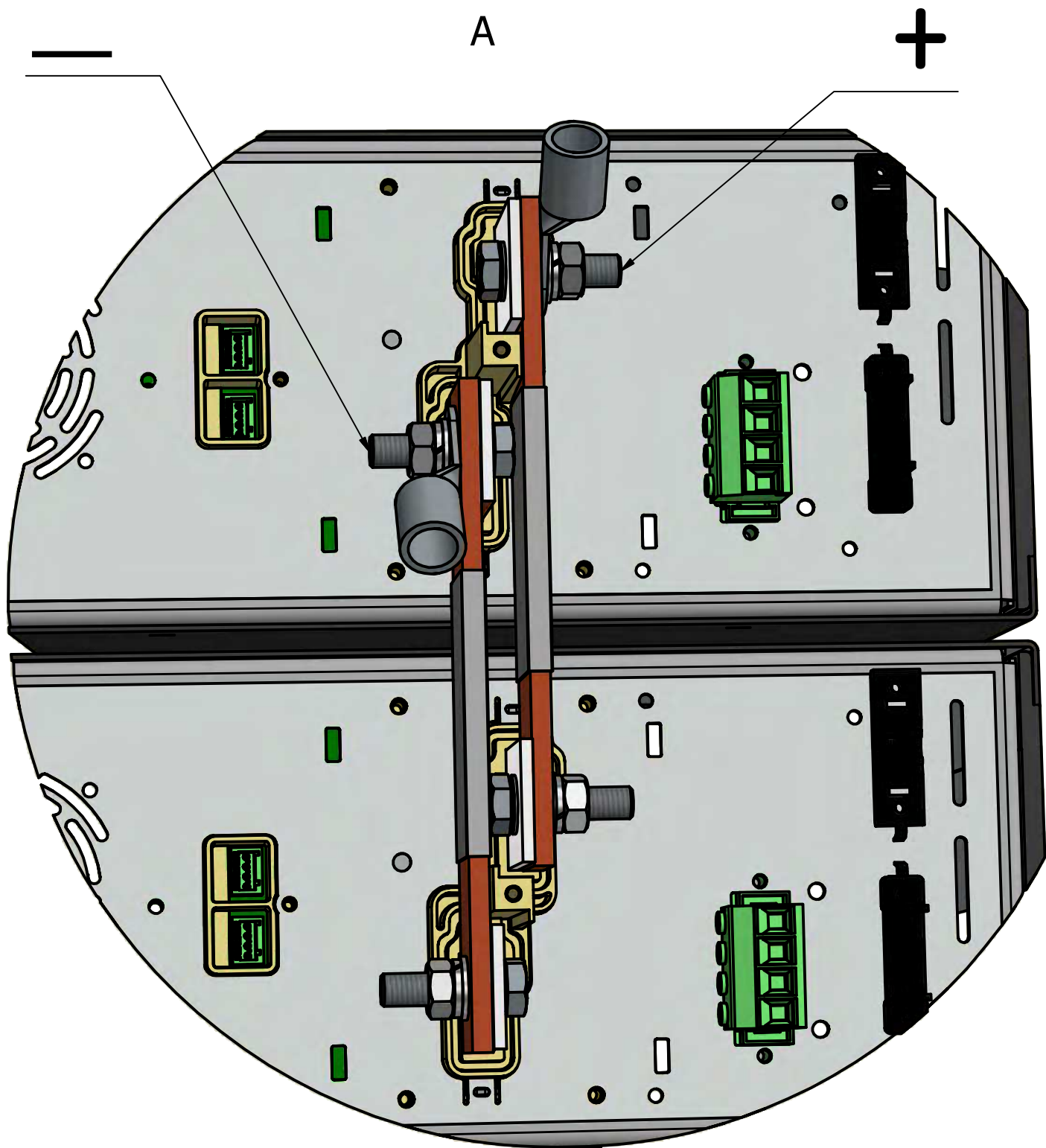
This document is an addition to the SM15K interface manual. It contains instructions for the connection for Master/Slave set-ups using the M/S PAR & M/S SER assembly kits.

## APPLICATION NOTE

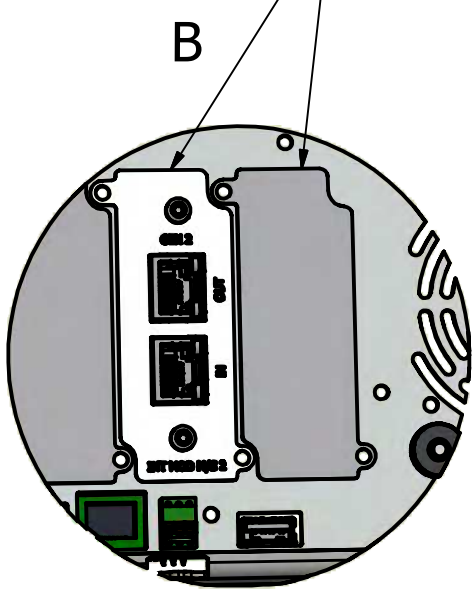
Revision 2018/07

Contents:

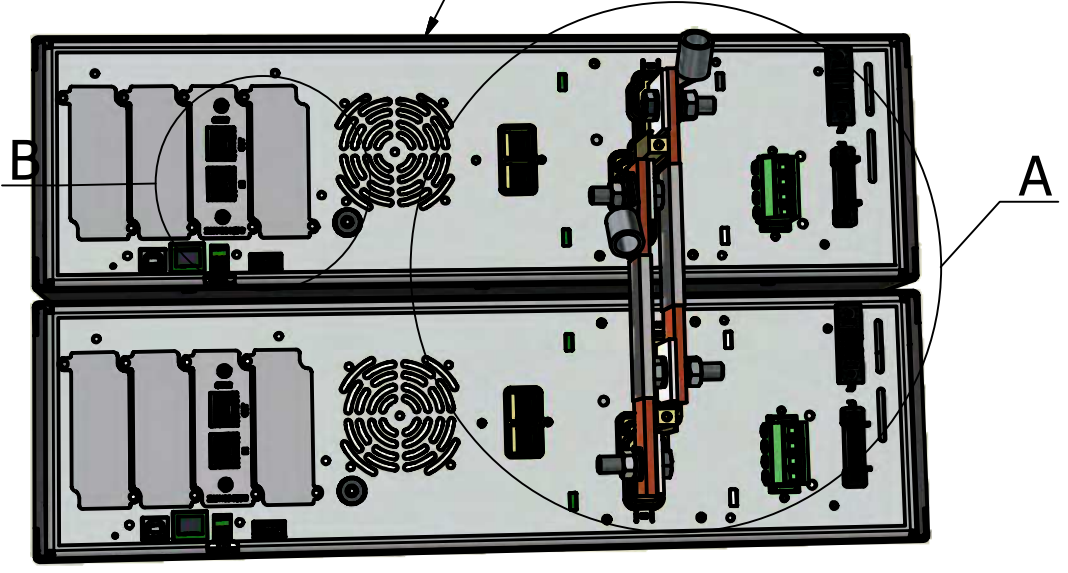
- 1 - M/S PAR SET C2
- 2 - M/S PAR SET C3
- 3 - M/S PAR SET C4
- 4 - M/S PAR SET C5
- 5 - M/S PAR SET C6
- 6 - M/S PAR SET C7
- 7 - M/S PAR SET C8
- 8 - M/S PAR SET C9
- 9 - M/S PAR SET C10
- 10 - M/S PAR SET C11
- 11 - M/S PAR SET C12
- 12 - M/S SER SET BA
- 13 - M/S SER SET BB



INT MOD M/S 2  
 POSITION :  
 SLOT 3 OR 4



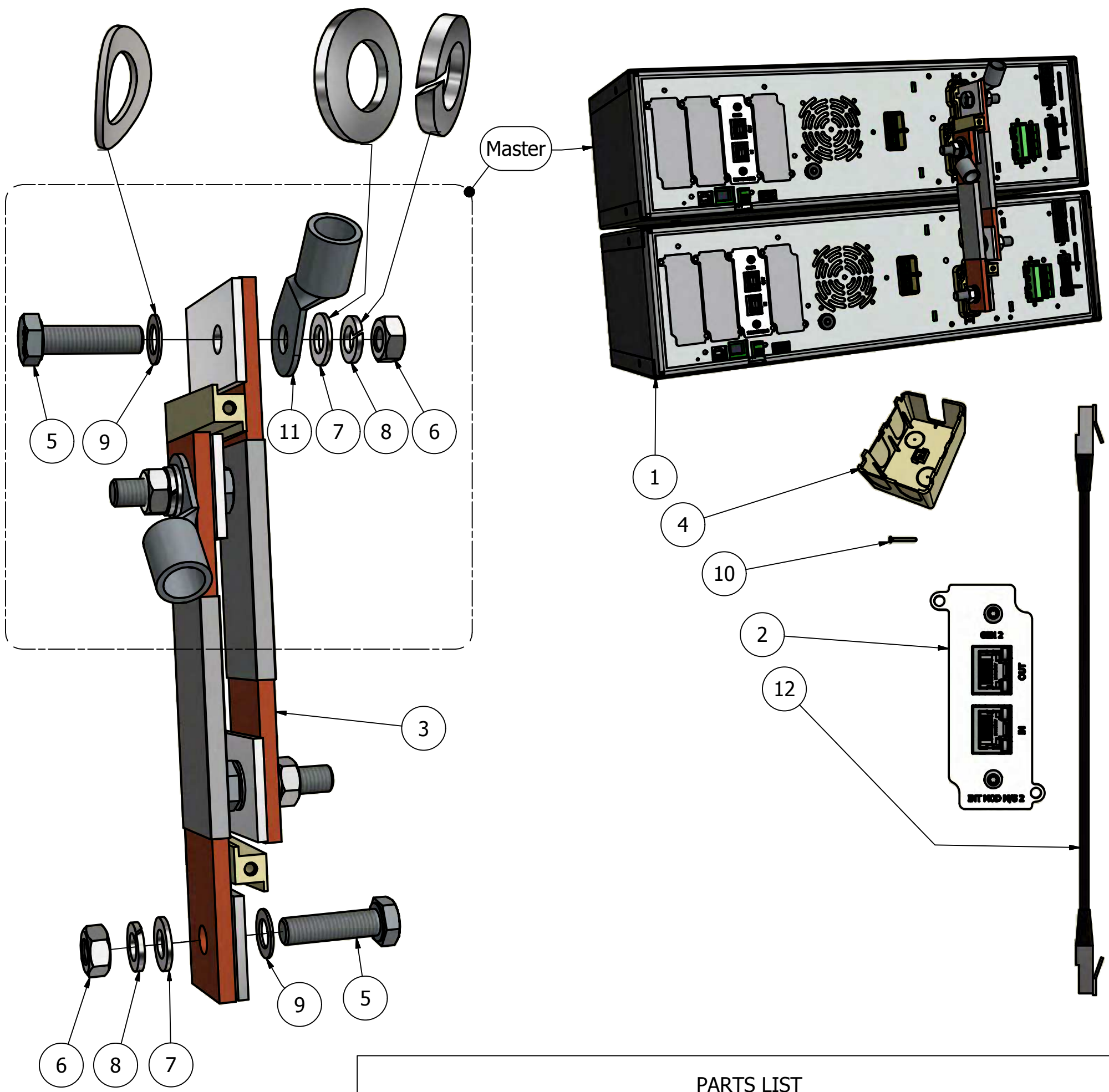
MASTER



SM500-CP-90 (2x)  
 OR  
 SMI500-CP30 (2x)

			SURFACE TREATMENT:	MAT:
				DIM: mm Tol.: ± 0.2
			NAME DESIGNER	Delta Elektronika B.V.
			S.Janse	VISSERSDIJK 4
			DATE	4301 ND ZIERIKZEE
			19-04-2018	NETHERLANDS
REVISIONS	DATE	NAME	TITLE: MASTER SLAVE	
REMARK:			assembly 2 units	
			DWG	A3
				SHEET 2-2



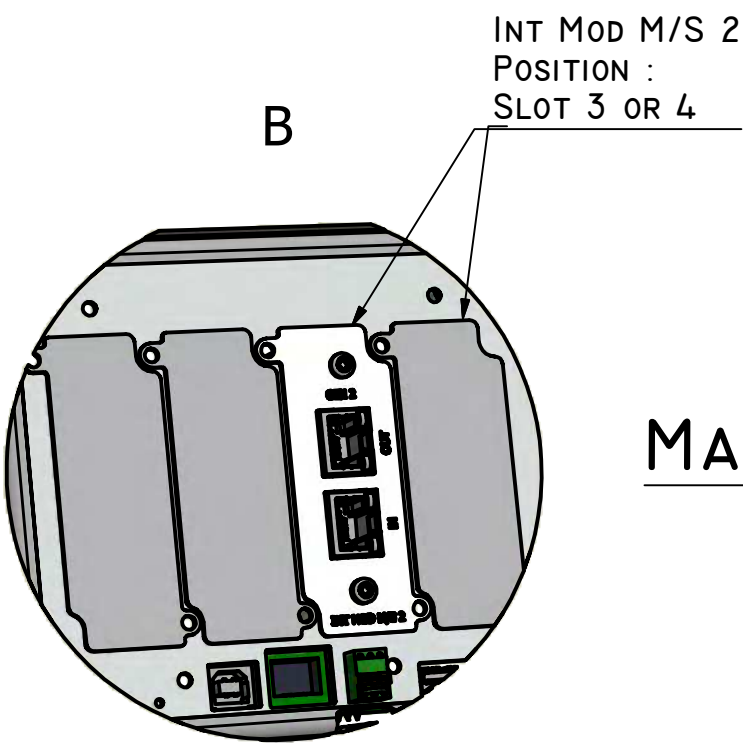
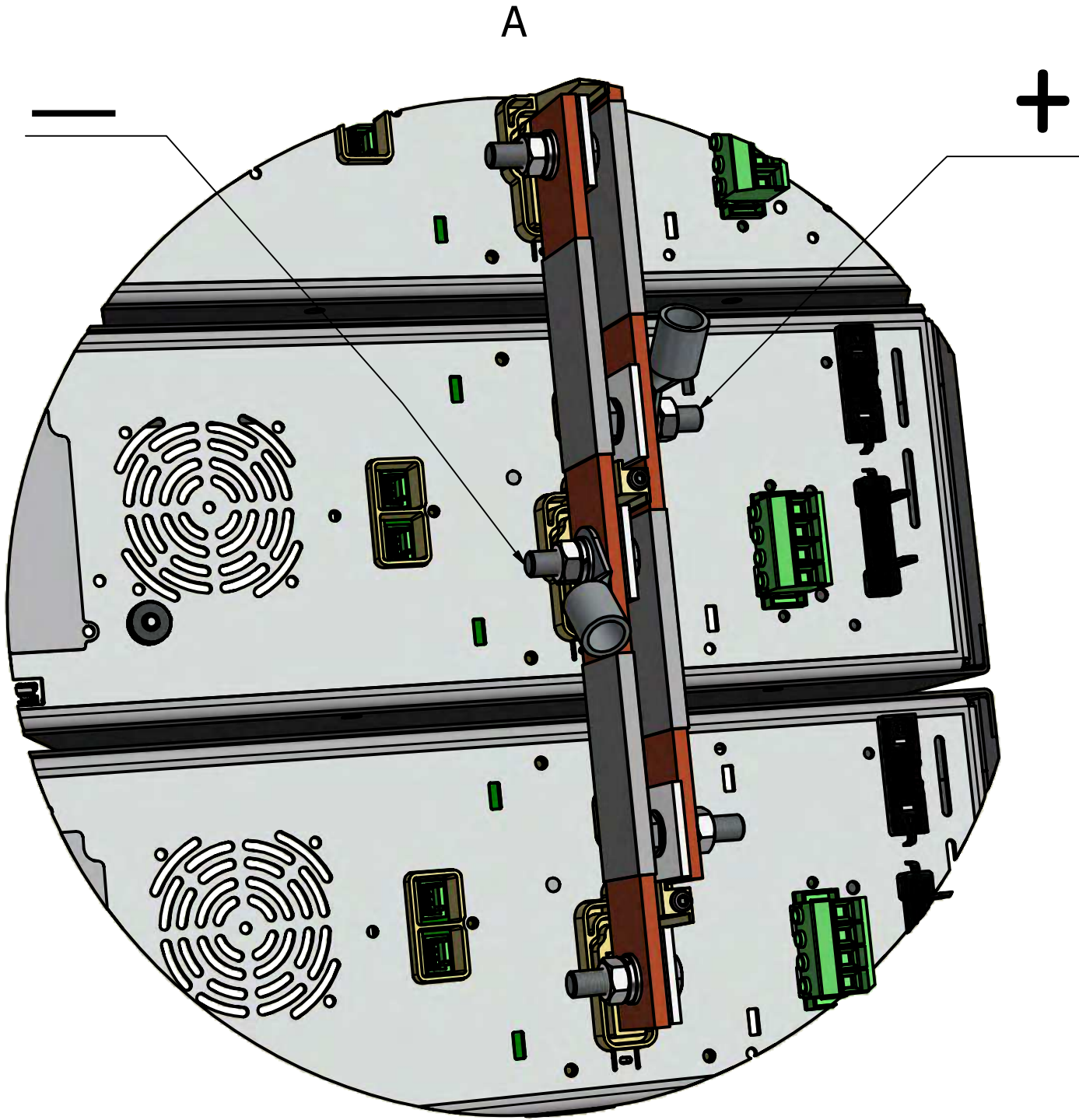


PARTS LIST

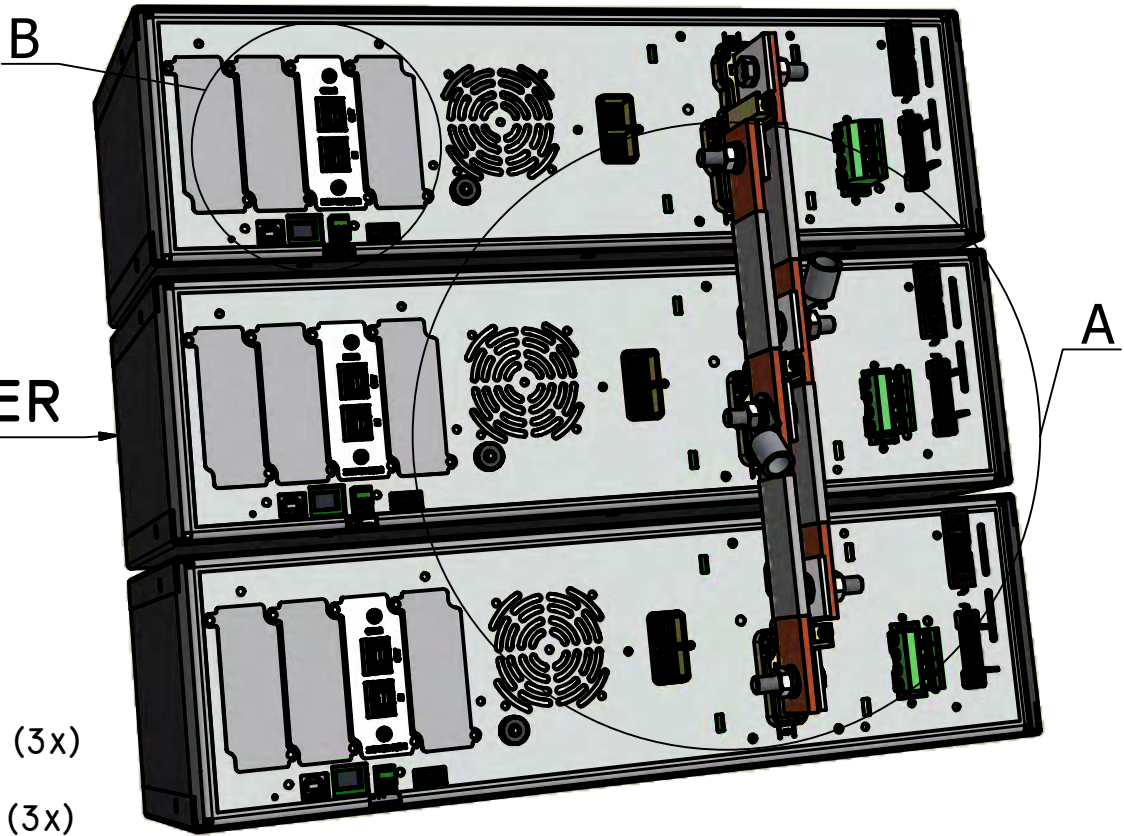
M/S PAR SET C2	ITEM	QTY	STOCK NUMBER	DESCRIPTION
	1	2	SM500-CP-90 SM1500-CP-30	Power unit
	2	2	int mod m/s 2	interface m/s gen 2
v	3	2	dwg2530	m/s strip 1 2 units
v	4	2	dwg2532	cover output parallel 1
	5	4	M8x30SG DIN933	screw M8X30 SG DIN933 10.9/Geomet-500
	6	4	M8 A2 DIN934	nut M8 A2
	7	4	M8 A2 DIN125A	washer M8 A2
	8	4	M8 A2 DIN127B	lock washer A2
v	9	4	M8 SZ DIN137B	crinkle washer
	10	2	3.5x30 A2 T10	PT 3.5x30 ro he A2 T10 selftap
	11	2	Not supplied	Load cable cable lug M8
v	12	2	CBL P SFTP 0.5 BK	patchcable BK 0.5m RJ45

REVISIONS	DATE	NAME	SURFACE TREATMENT:	MAT:
REMARK:				DIM: mm Tol.: ± 0.2
			NAME DESIGNER	Delta Elektronika B.V.
			S.Janse	VISSERSDIJK 4
			DATE	4301 ND ZIERIKZEE
			19-04-2018	NETHERLANDS
TITLE: MASTER SLAVE assembly 2 units			DWG	A3
				SHEET 1-2





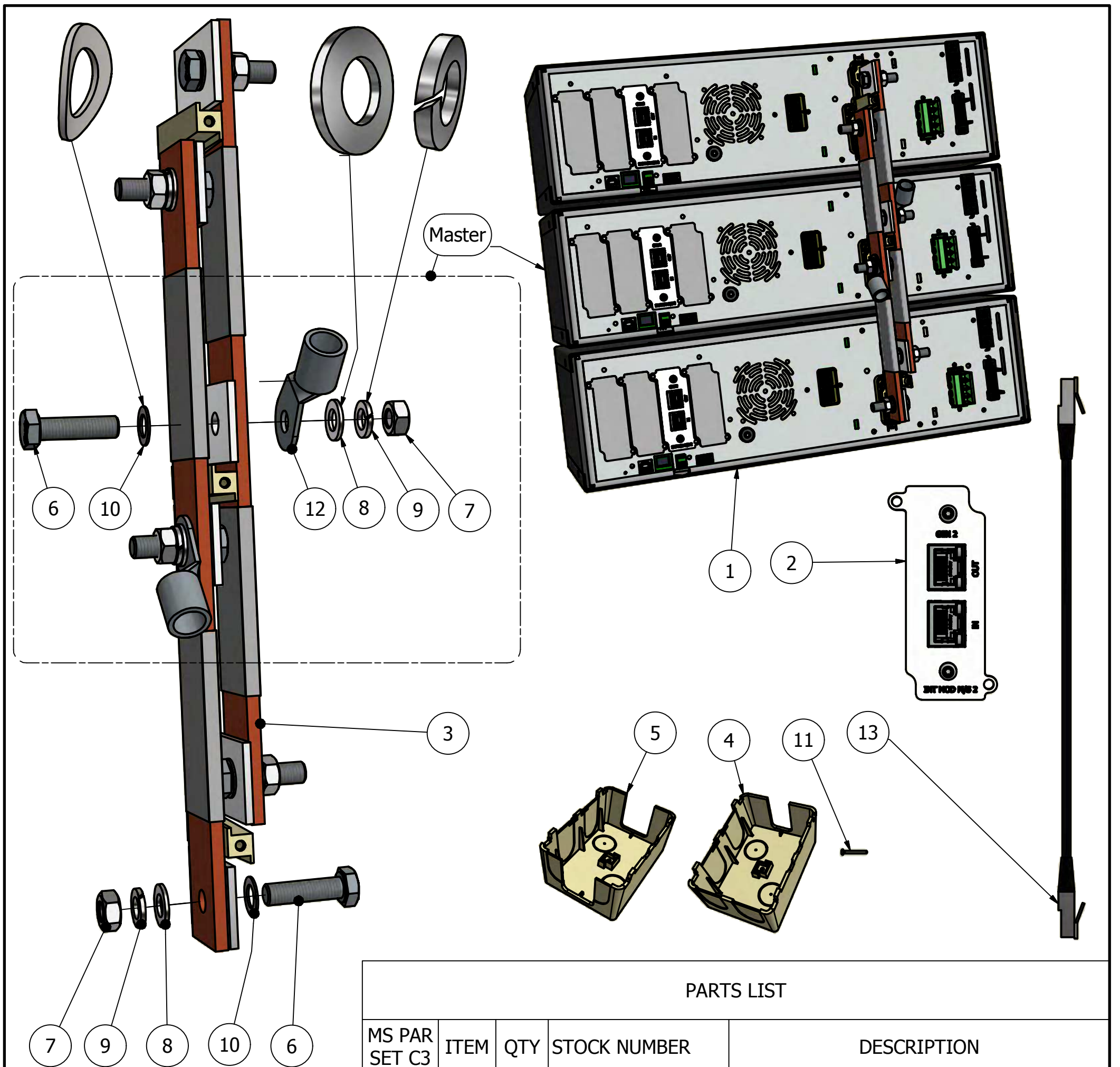
MASTER



SM500-CP-90 (3x)  
OR  
SMI500-CP30 (3x)

			SURFACE TREATMENT:	MAT:
				DIM: mm Tol.: ± 0.2
			NAME DESIGNER	Delta Elektronika B.V.
			S.Janse	VISSERSDIJK 4
			DATE	4301 ND ZIERIKZEE
			19-04-2018	NETHERLANDS
REVISIONS	DATE	NAME	TITLE: MASTER SLAVE	
REMARK:			assembly 3 units	
			DWG	A3
				SHEET 2-2

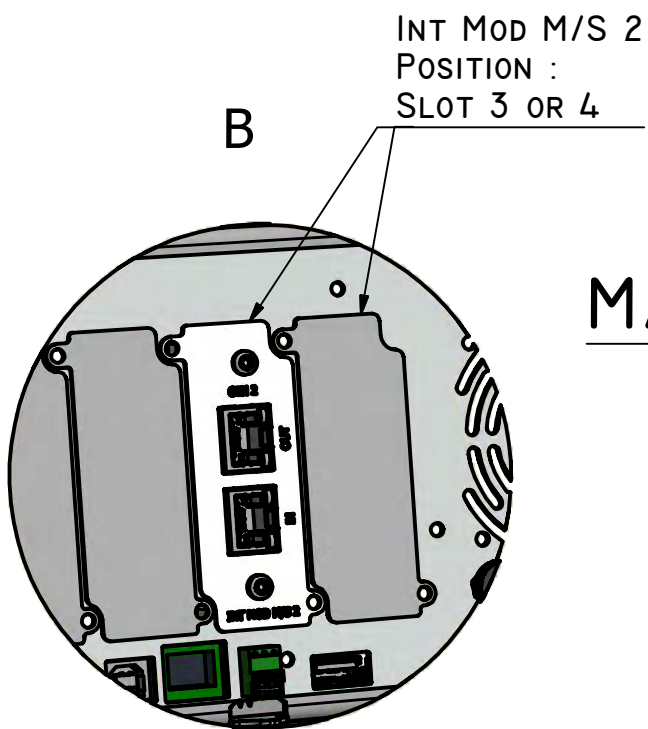
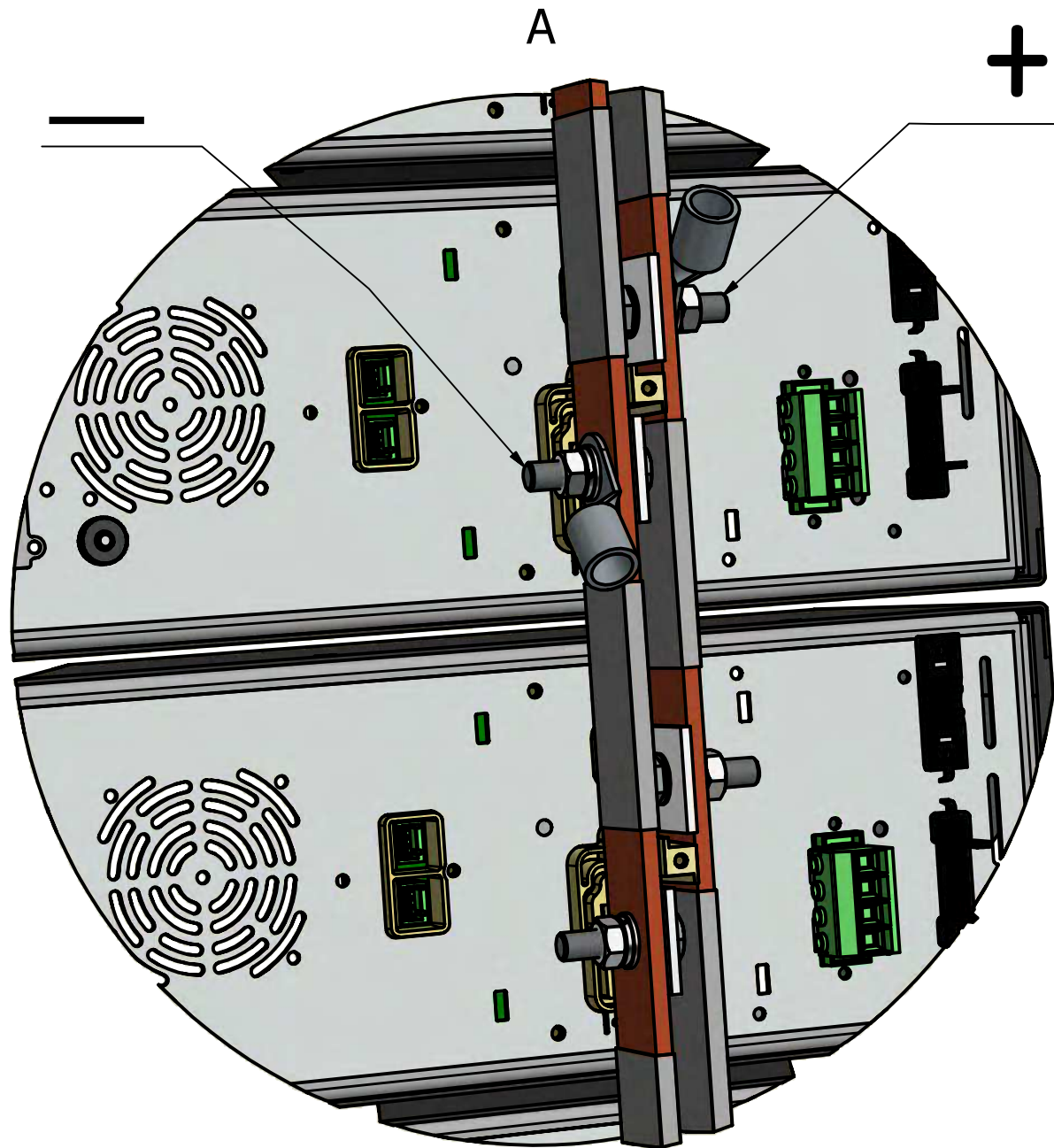





PARTS LIST

MS PAR SET C3	ITEM	QTY	STOCK NUMBER	DESCRIPTION
	1	3	SM500-CP-90 SM1500-CP-30	power unit
	2	3	int mod m/s 2	interface m/s gen 2
v	3	2	dwg2531	m/s strip 2 3 units
v	4	2	dwg2532	cover output parallel 1
v	5	1	dwg2533	cover output parallel 2
	6	6	M8x30SG DIN933	screw M8X30 SG DIN933 10.9/Geomet-500
	7	6	M8 A2 DIN934	nut M8 A2
	8	6	M8 A2 DIN125A	washer M8 A2
	9	6	M8 A2 DIN127B	lock washer A2
v	10	6	M8 SZ DIN137B	crinkle washer
	11	3	3.5x30 A2 T10	PT 3.5x30 ro he A2 T10 selftap
	12	2	Not supplied	Load cable cable lug M8
v	13	3	CBL SFTP 0.5 BK	patchcable 0.5m RJ45

REVISIONS	DATE	NAME	SURFACE TREATMENT:	MAT:
REMARK:				DIM: mm Tol.: ± 0.2
			NAME DESIGNER	Delta Elektronika B.V.
			S.Janse	VISSERSDIJK 4
			DATE	4301 ND ZIERIKZEE
			19-04-2018	NETHERLANDS
TITLE: MASTER SLAVE assembly 3 units			DWG	
			A3	
			SHEET 1-2	



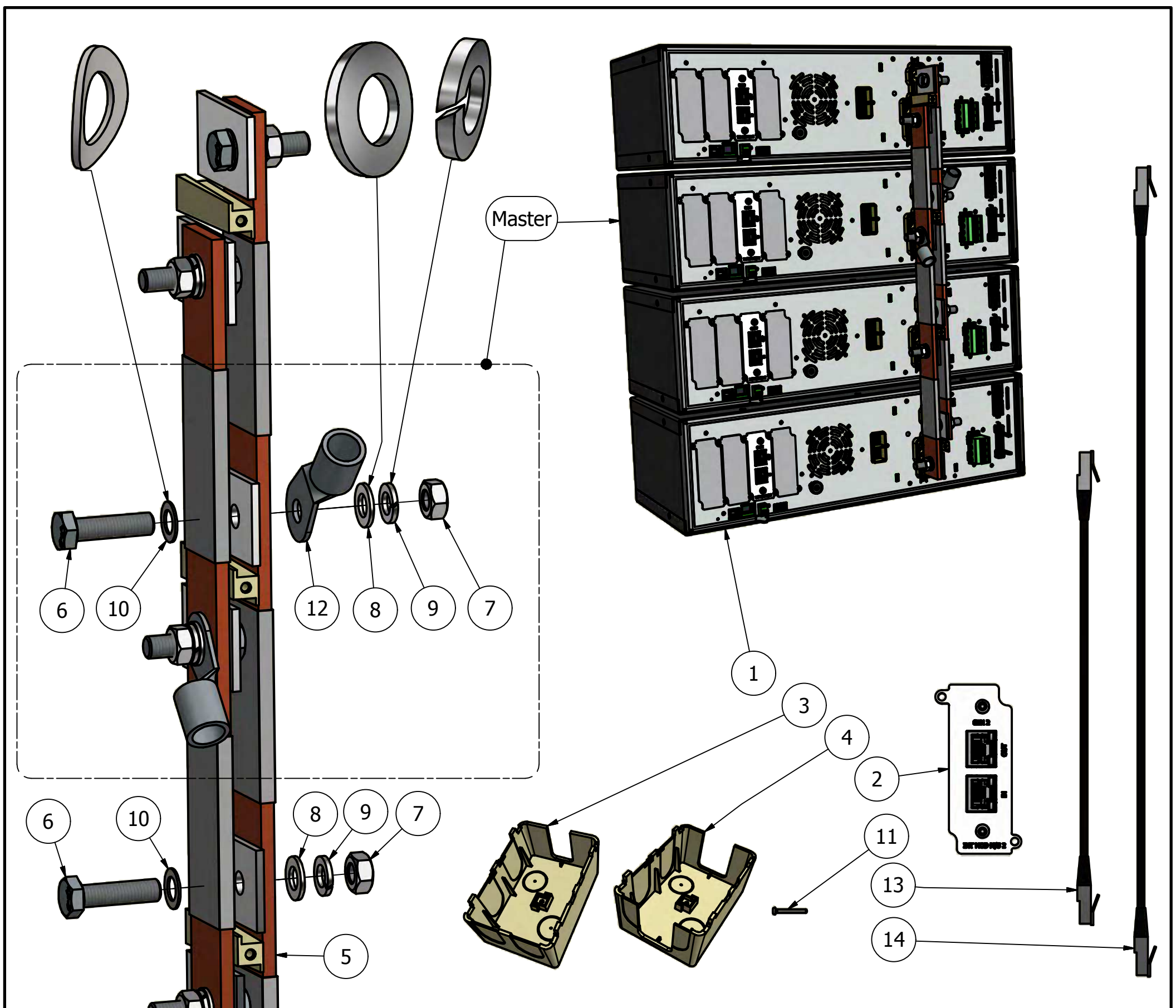
MASTER



SM500-CP-90 (4x)  
OR  
SMI500-CP30 (4x)

			SURFACE TREATMENT:	MAT:
				DIM: mm Tol.: ± 0.2
			NAME DESIGNER	Delta Elektronika B.V.
			S.Janse	VISSERSDIJK 4
			DATE	4301 ND ZIERIKZEE
			19-04-2018	NETHERLANDS
REVISIONS	DATE	NAME	TITLE: MASTER SLAVE	
REMARK:			assembly 4 units	
			DWG	A3
				SHEET 2-2

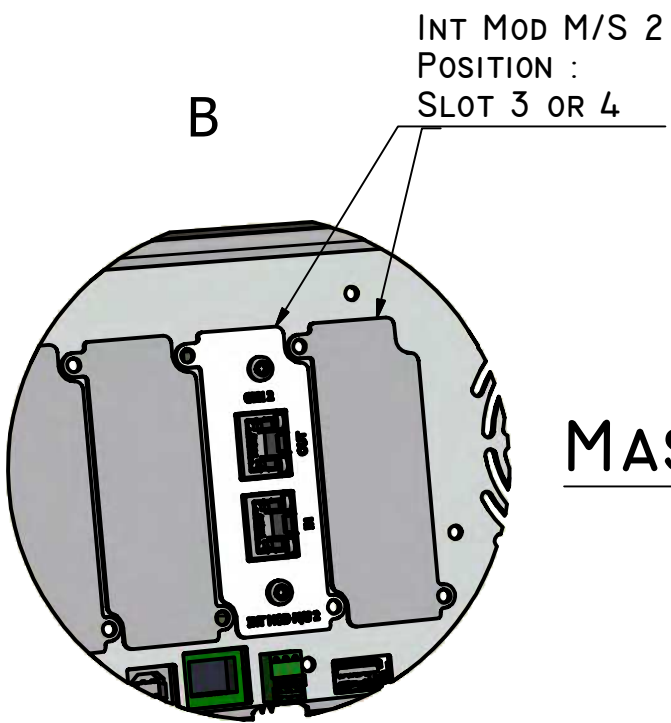
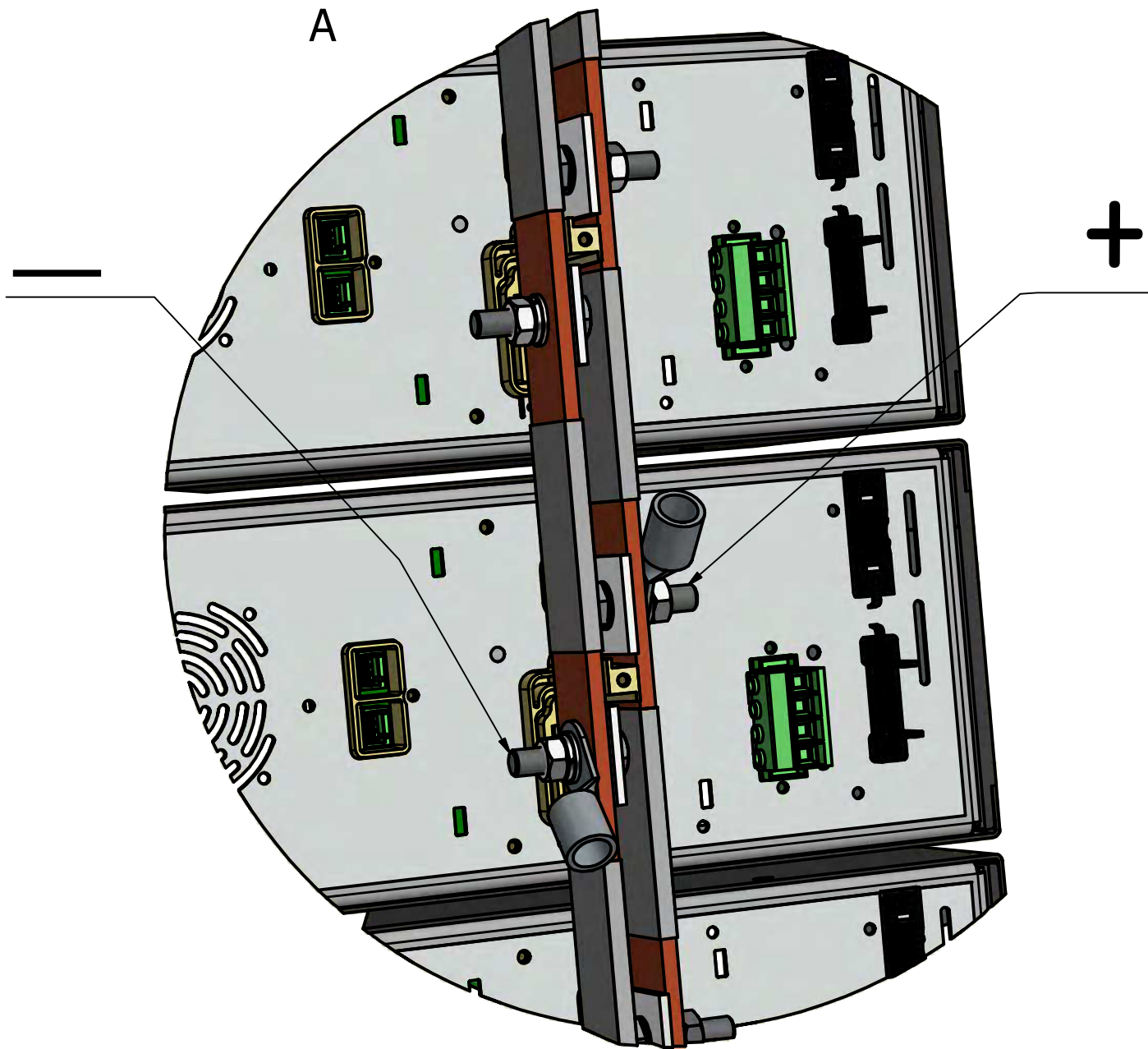




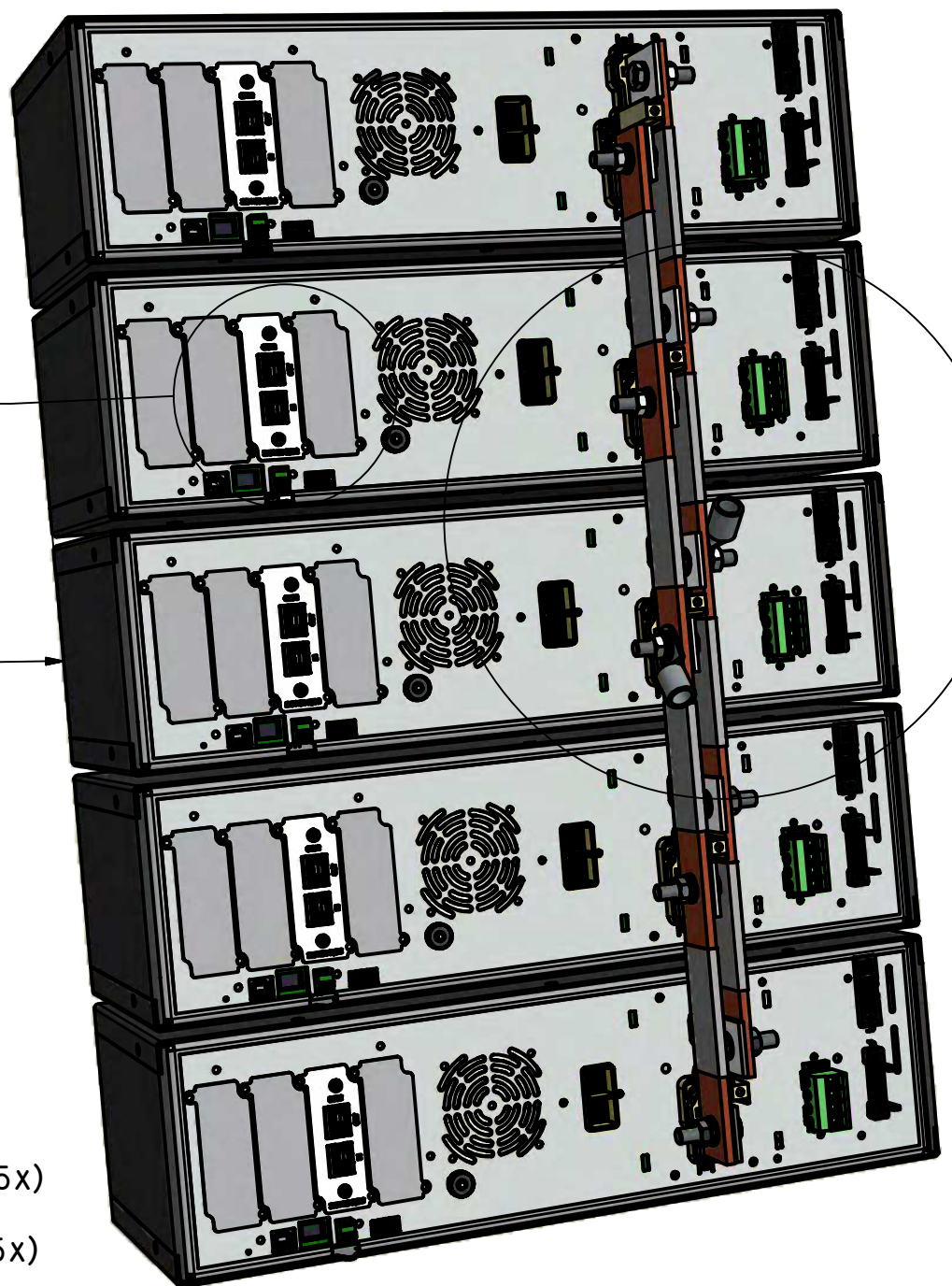
PARTS LIST				
M/S PAR SET C4	ITEM	QTY	STOCK NUMBER	DESCRIPTION
	1	4	SM500-CP-90 SM1500-CP-30	power unit
	2	4	int mod m/s 2	interface m/s gen 2
v	3	2	dwg2532	cover output parallel 1
v	4	2	dwg2533	cover output parallel 2
v	5	2	dwg2534	m/s strip 3 4 units
	6	8	M8x30SG DIN933	screw M8X30 SG DIN933 10.9/Geomet-500
	7	8	M8 A2 DIN934	nut M8 A2
	8	8	M8 A2 DIN125A	washer M8 A2
	9	8	M8 A2 DIN127B	lock washer A2
v	10	8	M8 SZ DIN137B	crinkle washer
	11	4	3.5x30 A2 T10	PT 3.5x30 ro he A2 T10 selftap
	12	2	Not supplied	Load cable cable lug M8
v	13	3	CBL P SFTP 0.5 BK	patchcable BK 0.5m RJ45
v	14	1	CBL P SFTP 1 BK	patchcable BK 1m RJ45

REVISIONS	DATE	NAME	SURFACE TREATMENT:	MAT:
REMARK:				DIM: mm Tol.: ± 0.2
			NAME DESIGNER	Delta Elektronika B.V.
			S.Janse	VISSERSDIJK 4
			DATE	4301 ND ZIERIKZEE
			19-04-2018	NETHERLANDS
TITLE: MASTER SLAVE assembly 4 units			DWG	
			A3	
			SHEET 1-2	





MASTER

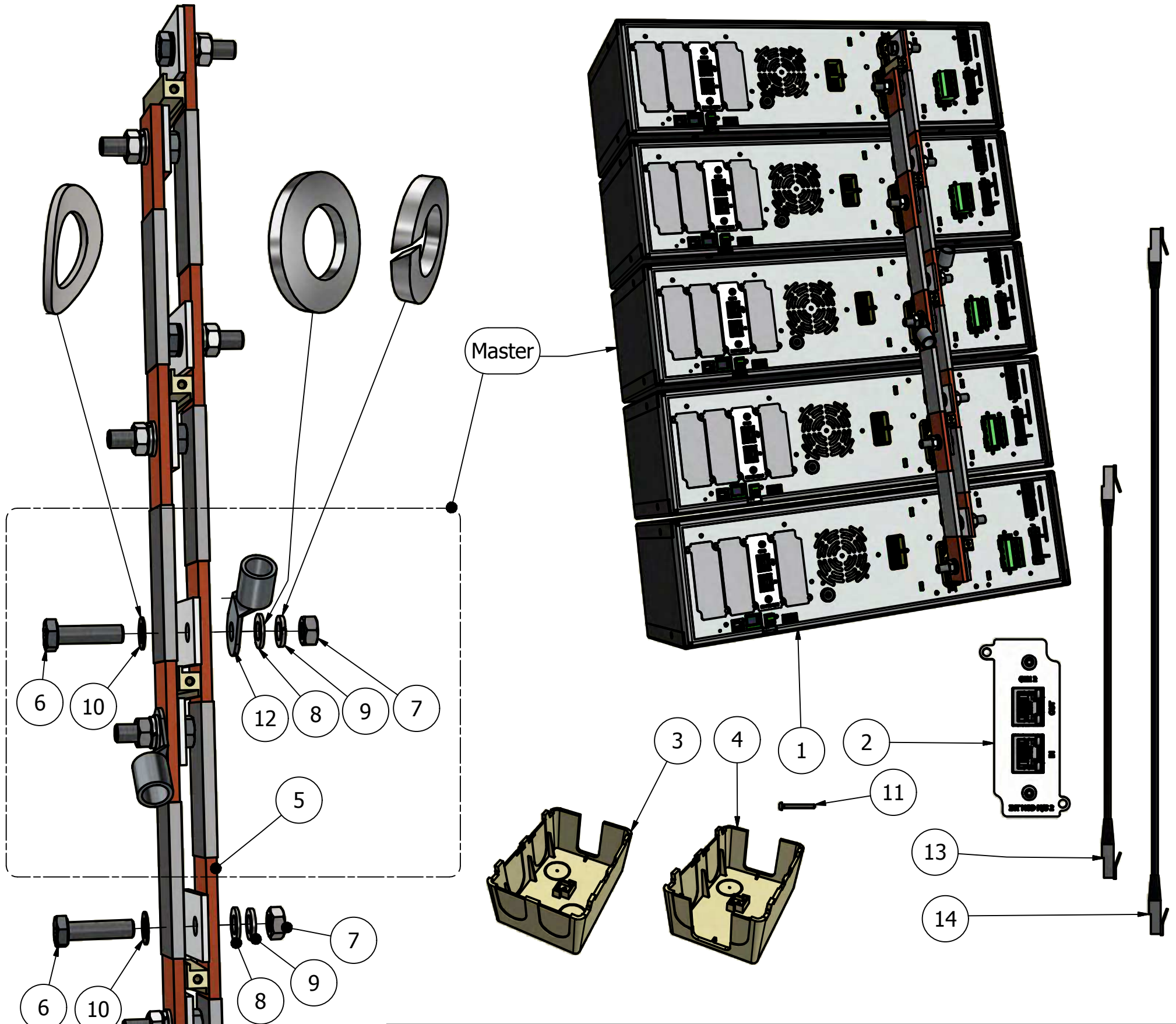


SM500-CP-90 (5x)  
OR  
SMI500-CP30 (5x)

			SURFACE TREATMENT:	MAT:
				DIM: mm Tol.: ± 0.2
			NAME DESIGNER	Delta Elektronika B.V.
			S.Janse	VISSERSDIJK 4
			DATE	4301 ND ZIERIKZEE
			19-04-2018	NETHERLANDS
REVISIONS	DATE	NAME	TITLE: MASTER SLAVE	
REMARK:			assembly 5 units	
			DWG	A3
				SHEET 2-2





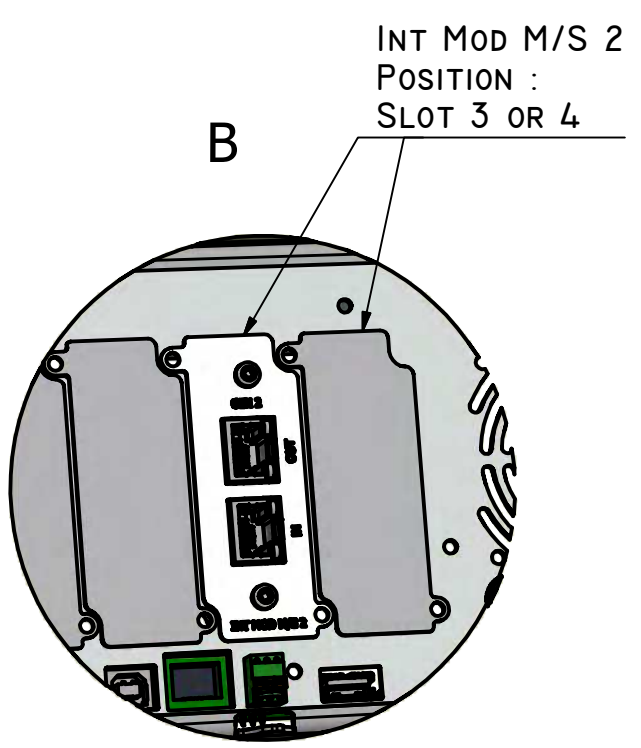
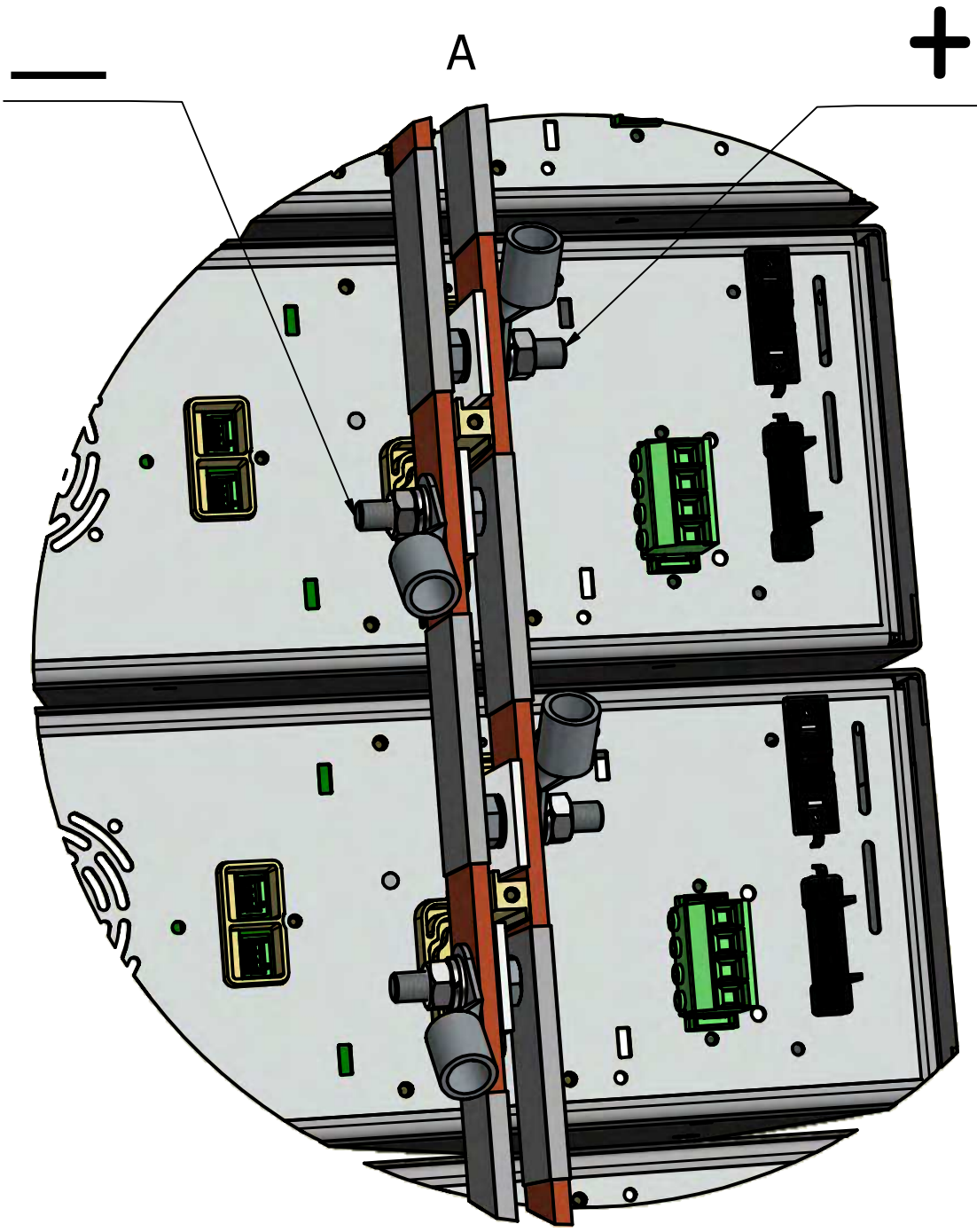


PARTS LIST

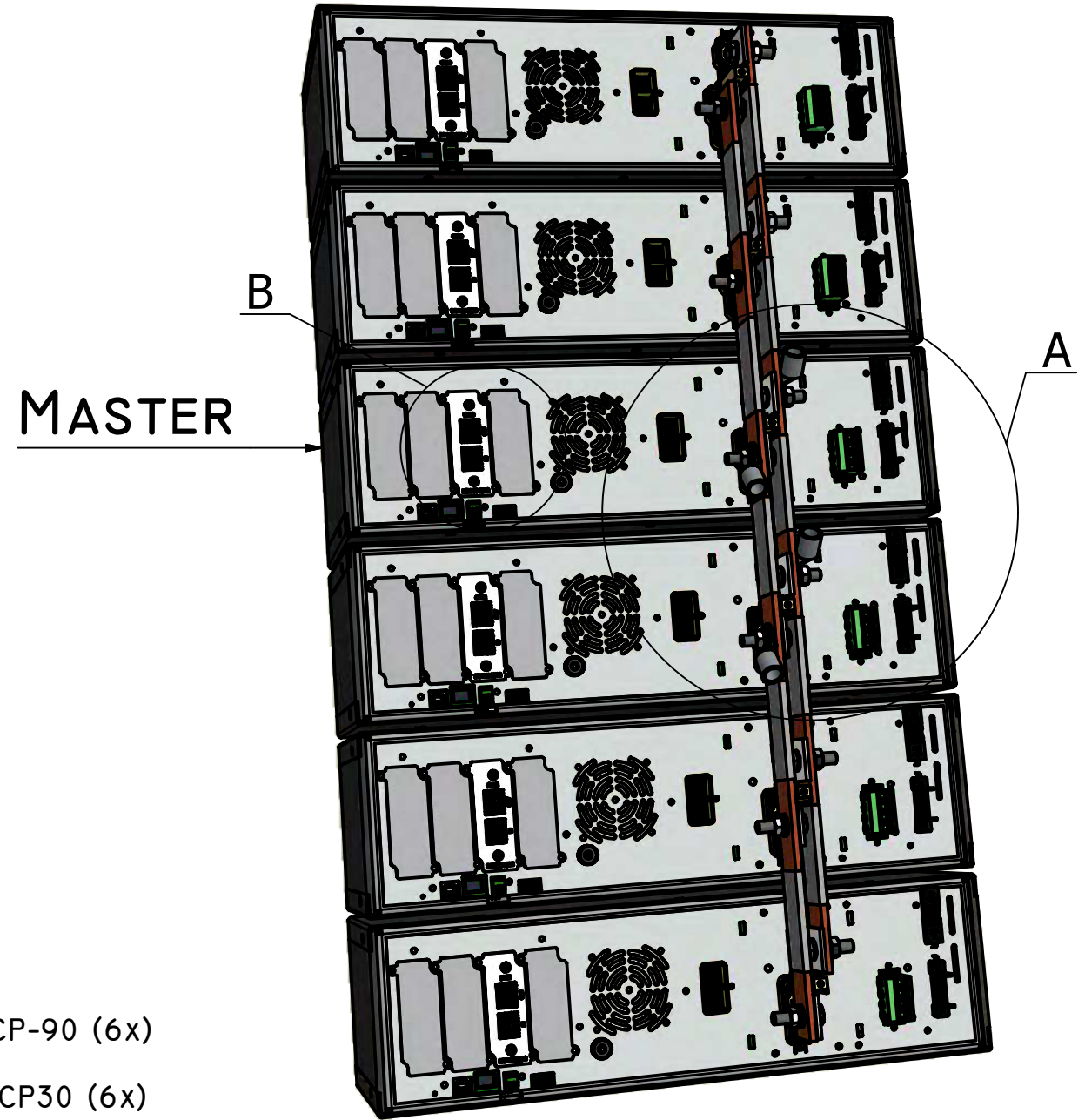
M/S PAR SET C5	ITEM	QTY	STOCK NUMBER	DESCRIPTION
	1	5	SM500-CP-90 SM1500-CP-30	power unit
	2	5	int mod m/s 2	interface m/s gen 2
v	3	2	dwg2532	cover output parallel 1
v	4	3	dwg2533	cover output parallel 2
v	5	2	dwg2535	m/s strip 4 5 units
	6	10	M8x30SG DIN933	screw M8X30 SG DIN933 10.9/Geomet-500
	7	10	M8 A2 DIN934	nut M8 A2
	8	10	M8 A2 DIN125A	washer M8 A2
	9	10	M8 A2 DIN127B	lock washer A2
v	10	10	M8 SZ DIN137B	crinkle washer
	11	5	3.5x30 A2 T10	PT 3.5x30 ro he A2 T10 selftap
	12	2	Not supplied	Load cable cable lug M8
v	13	4	CBL P SFTP 0.5 BK	patchcable BK 0.5m RJ45
v	14	1	CBL P SFTP 1 BK	patchcable BK 1m RJ45

REVISIONS	DATE	NAME	SURFACE TREATMENT:	MAT:
REMARK:				DIM: mm Tol.: ± 0.2
			NAME DESIGNER	Delta Elektronika B.V.
			S.Janse	VISSERSDIJK 4
			DATE	4301 ND ZIERIKZEE
			19-04-2018	NETHERLANDS
	TITLE: MASTER SLAVE assembly 5 units			DWG
				A3
				SHEET 1-2





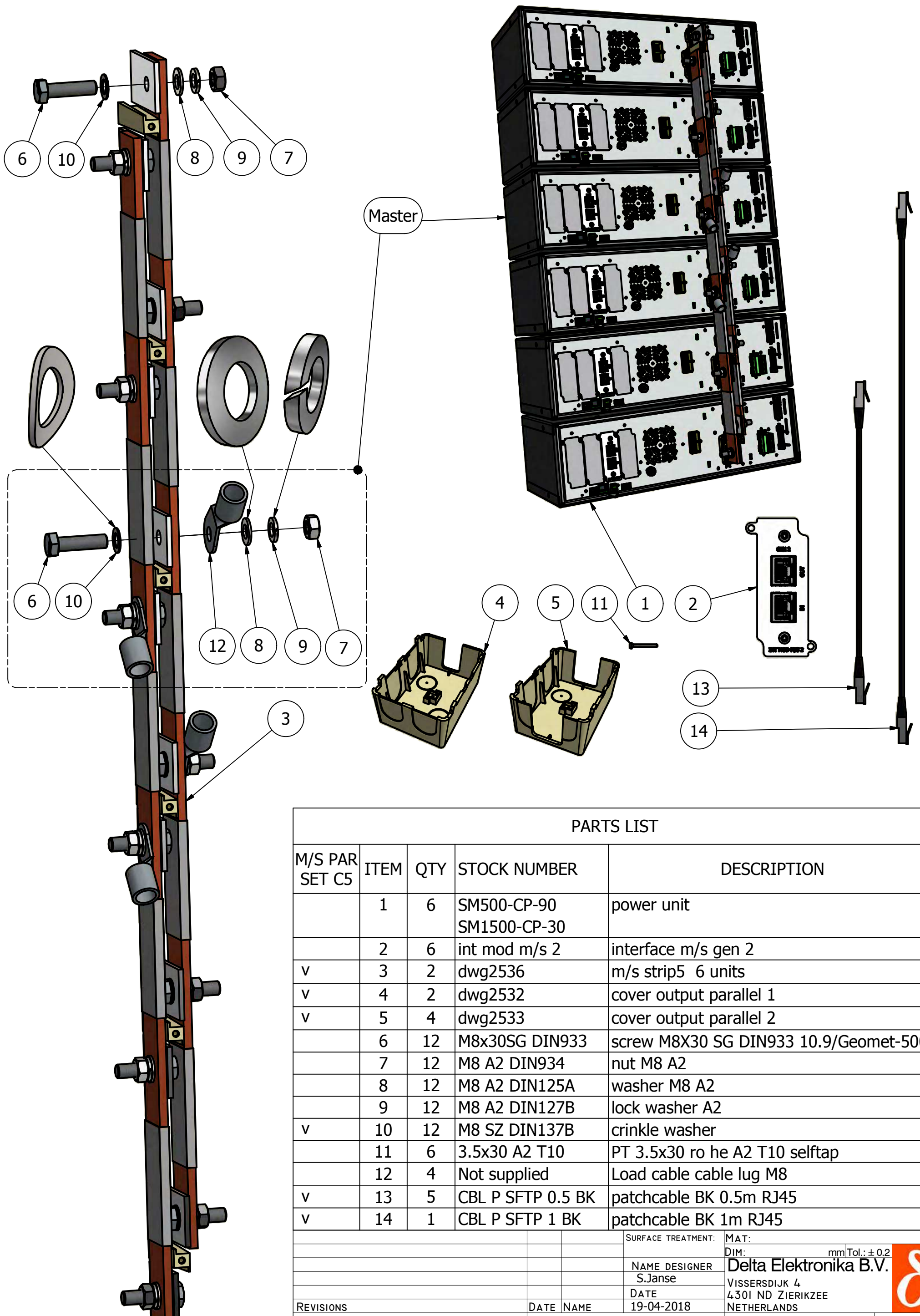
INT MOD M/S 2  
POSITION :  
SLOT 3 OR 4



SM500-CP-90 (6x)  
OR  
SMI500-CP30 (6x)

			SURFACE TREATMENT:	MAT:
				DIM: mm Tol.: ± 0.2
			NAME DESIGNER	Delta Elektronika B.V.
			S.Janse	VISSERSDIJK 4
			DATE	4301 ND ZIERIKZEE
			19-04-2018	NETHERLANDS
REVISIONS	DATE	NAME	TITLE: MASTER SLAVE	
REMARK:			assembly 6 units	
			DWG	A3
				SHEET 2-2



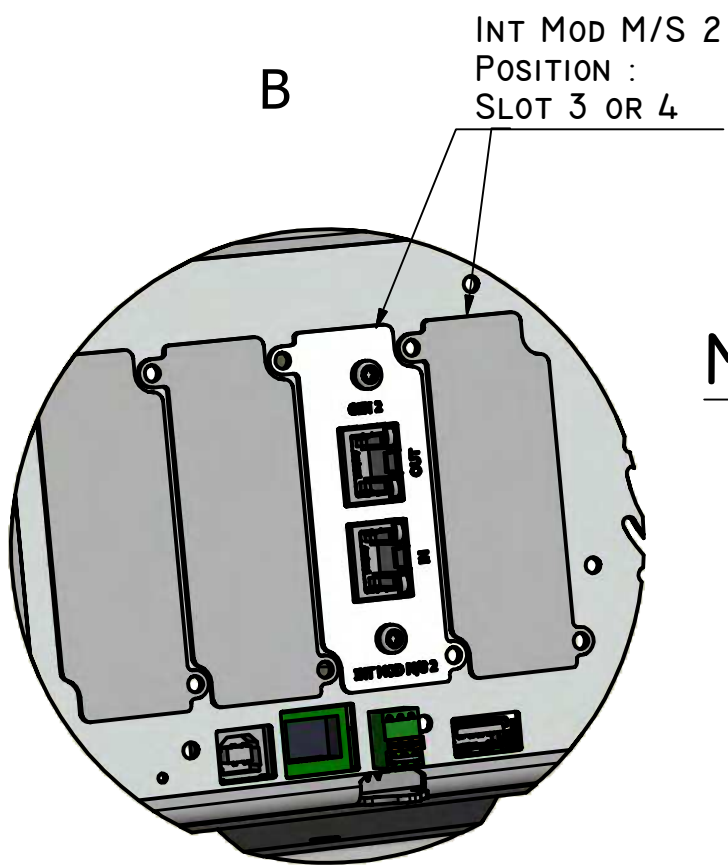
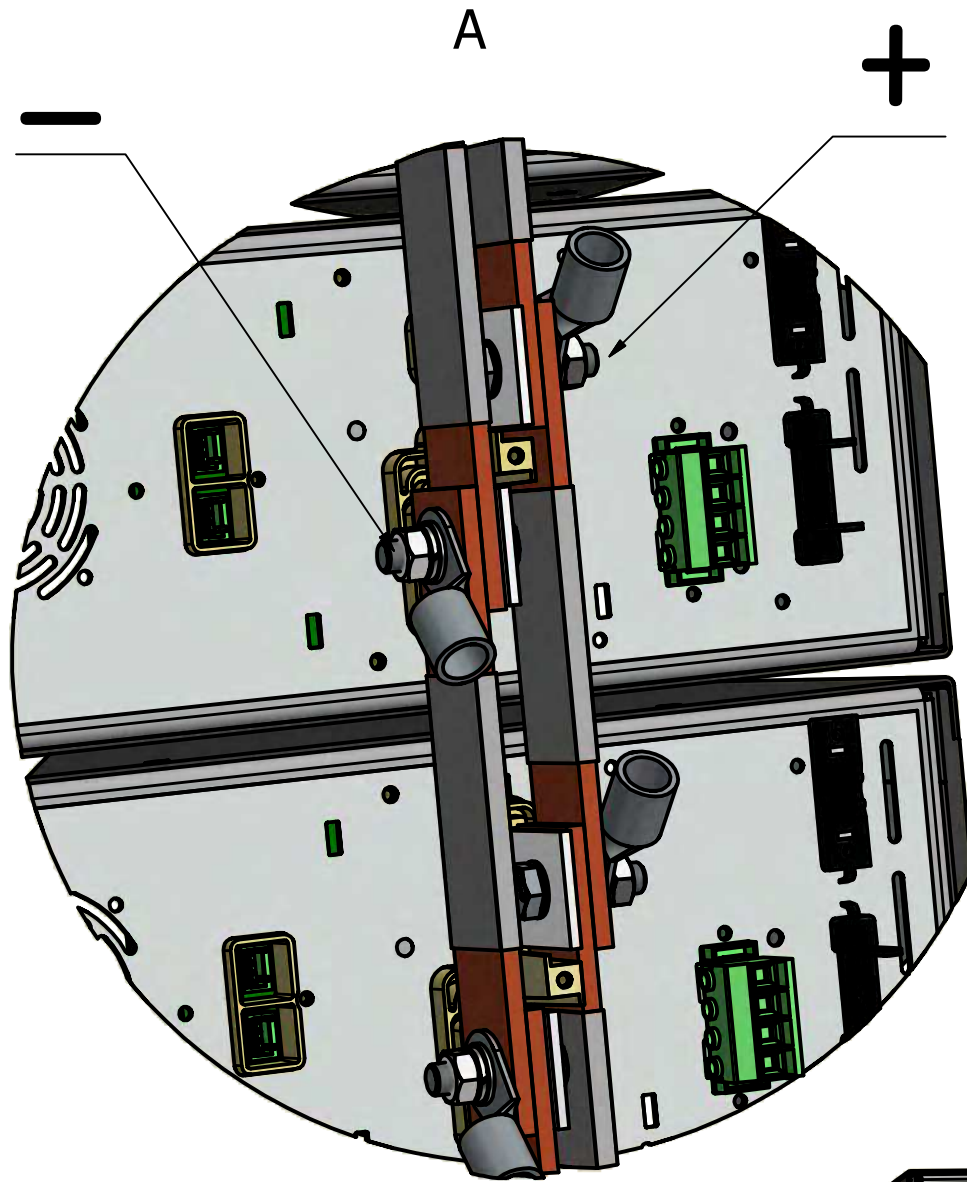


PARTS LIST

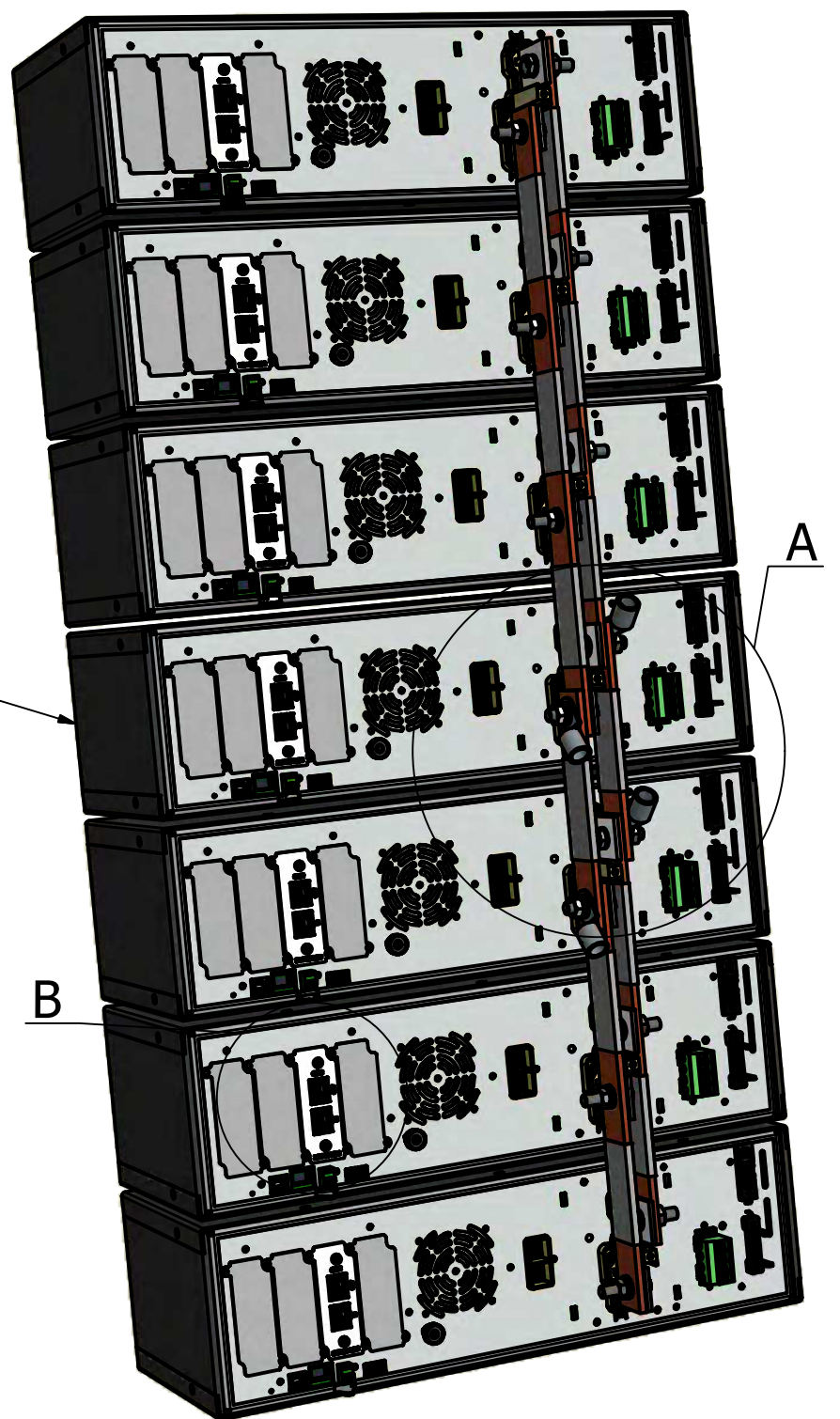
M/S PAR SET C5	ITEM	QTY	STOCK NUMBER	DESCRIPTION
	1	6	SM500-CP-90 SM1500-CP-30	power unit
	2	6	int mod m/s 2	interface m/s gen 2
v	3	2	dwg2536	m/s strip5 6 units
v	4	2	dwg2532	cover output parallel 1
v	5	4	dwg2533	cover output parallel 2
	6	12	M8x30SG DIN933	screw M8X30 SG DIN933 10.9/Geomet-500
	7	12	M8 A2 DIN934	nut M8 A2
	8	12	M8 A2 DIN125A	washer M8 A2
	9	12	M8 A2 DIN127B	lock washer A2
v	10	12	M8 SZ DIN137B	crinkle washer
	11	6	3.5x30 A2 T10	PT 3.5x30 ro he A2 T10 selftap
	12	4	Not supplied	Load cable cable lug M8
v	13	5	CBL P SFTP 0.5 BK	patchcable BK 0.5m RJ45
v	14	1	CBL P SFTP 1 BK	patchcable BK 1m RJ45

REVISIONS	DATE	NAME	SURFACE TREATMENT:	MAT:
REMARK:				DIM: mm Tol.: ± 0.2
			NAME DESIGNER	Delta Elektronika B.V.
			S.Janse	VISSERSDIJK 4
			DATE	4301 ND ZIERIKZEE
			19-04-2018	NETHERLANDS
TITLE: MASTER SLAVE assembly 6 units			DWG	A3
				SHEET 1-2





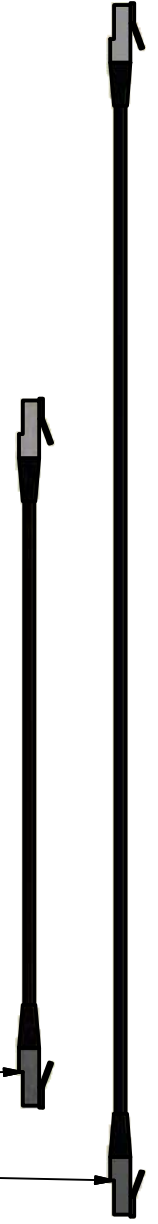
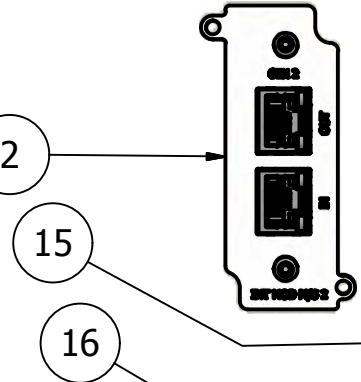
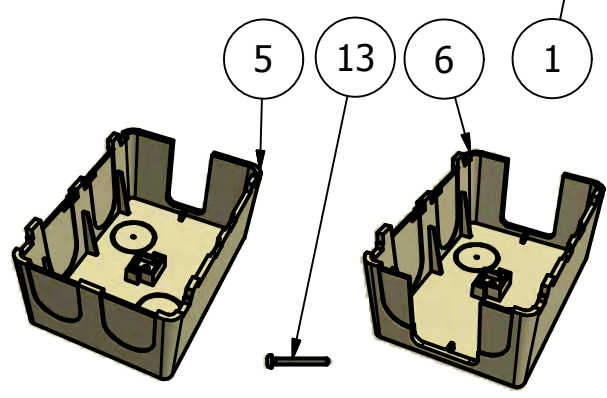
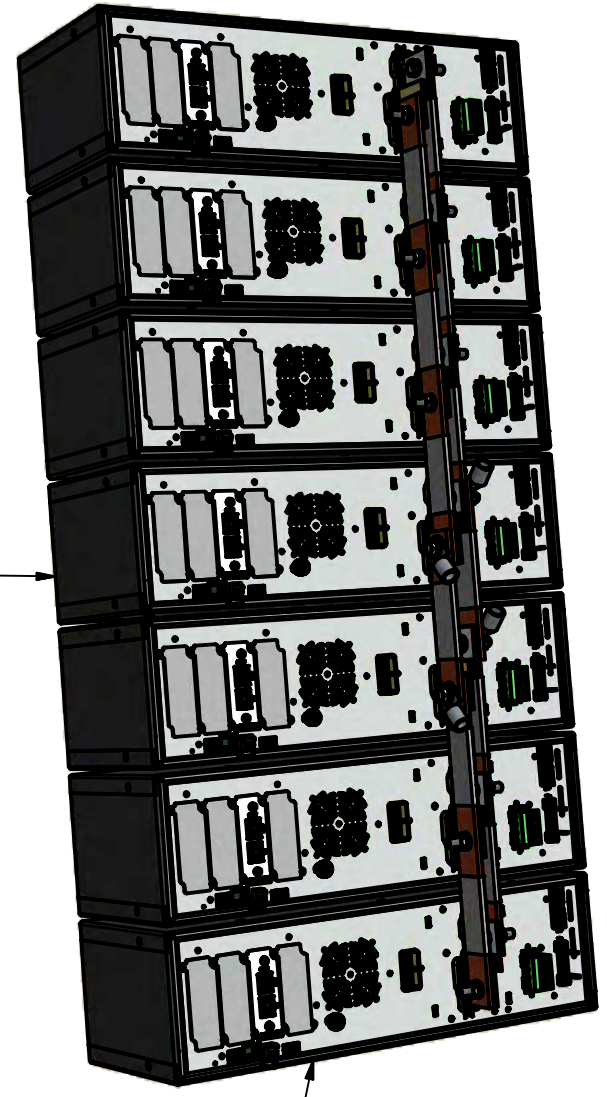
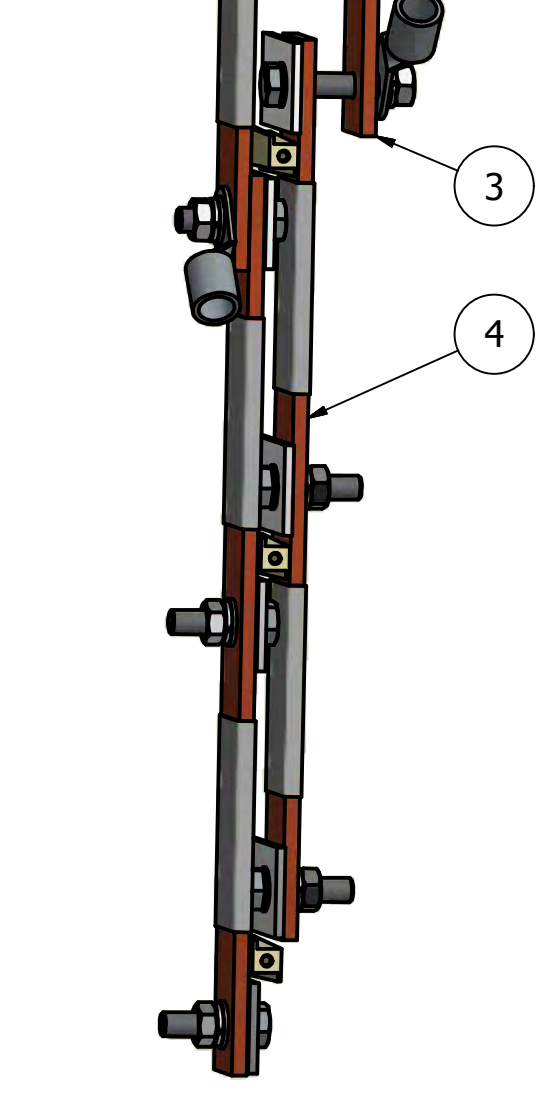
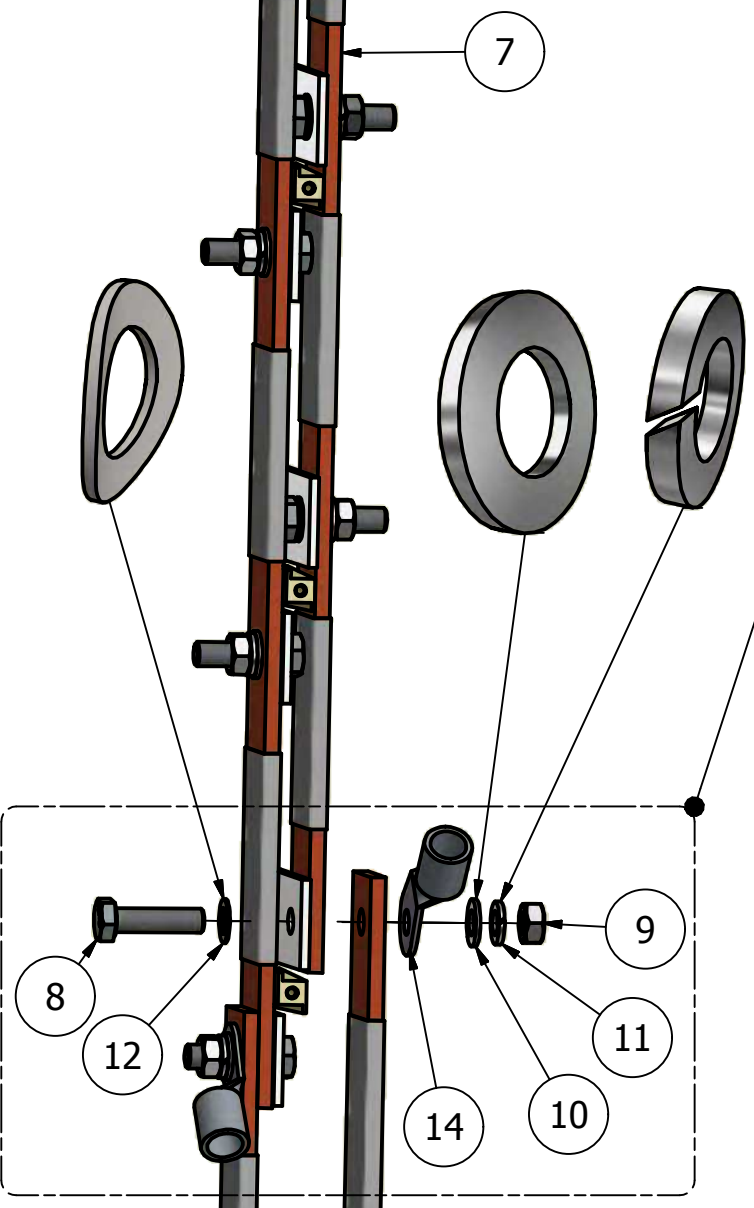
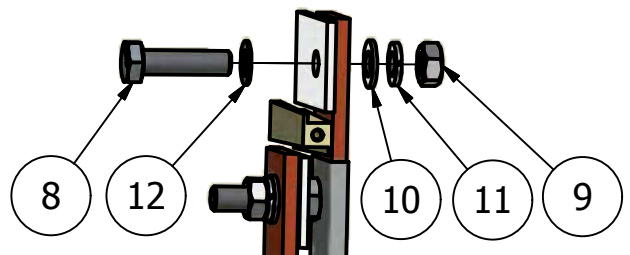
MASTER



SM500-CP-90 (7x)  
OR  
SMI500-CP30 (7x)

			SURFACE TREATMENT:	MAT:
				DIM: mm Tol.: ± 0.2
			NAME DESIGNER	Delta Elektronika B.V.
			S.Janse	VISSERSDIJK 4
			DATE	4301 ND ZIERIKZEE
			19-04-2018	NETHERLANDS
REVISIONS	DATE	NAME	TITLE: MASTER SLAVE	
REMARK:			assembly 7 units	
			DWG	A3
				SHEET 2-2



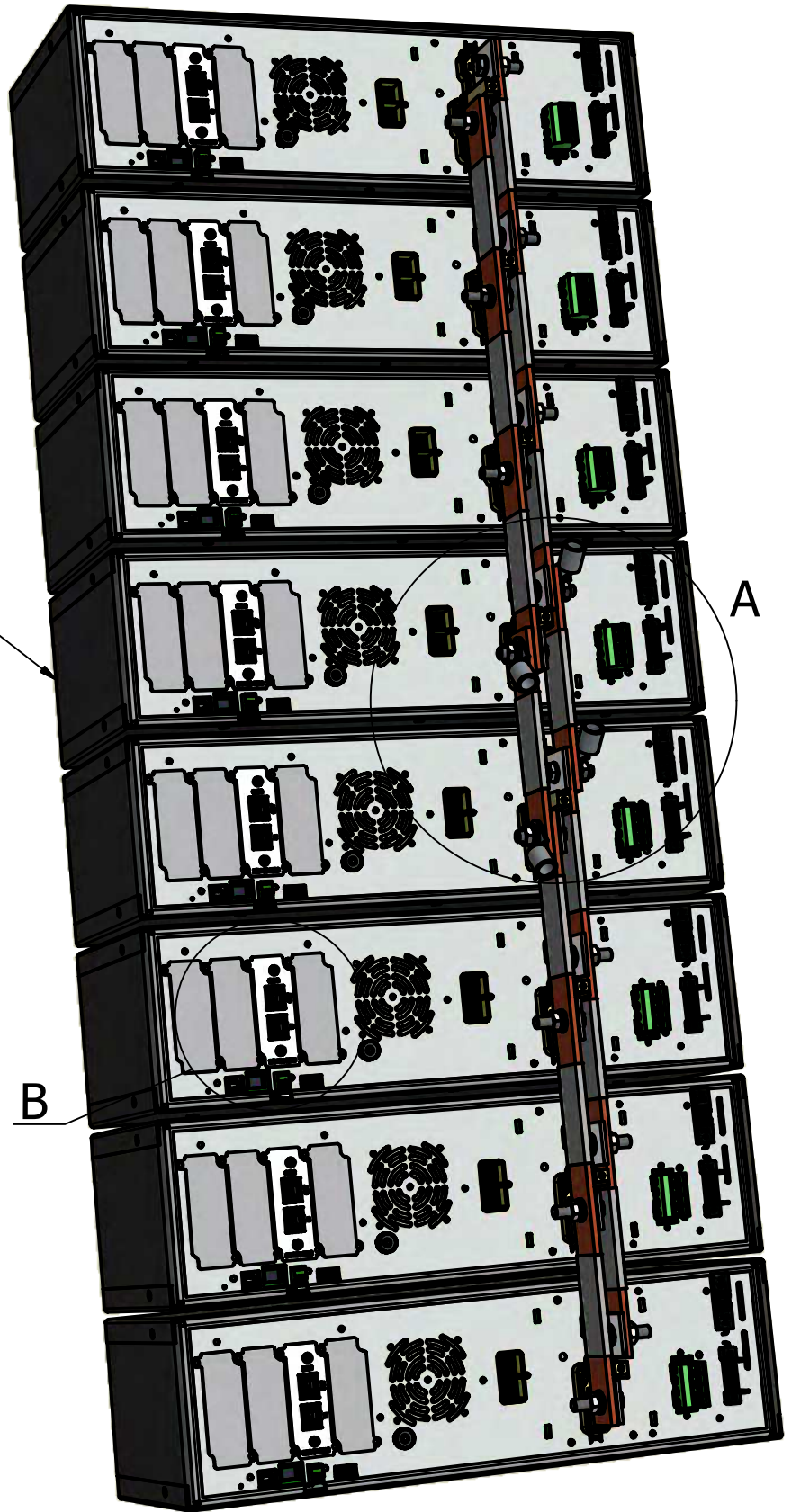
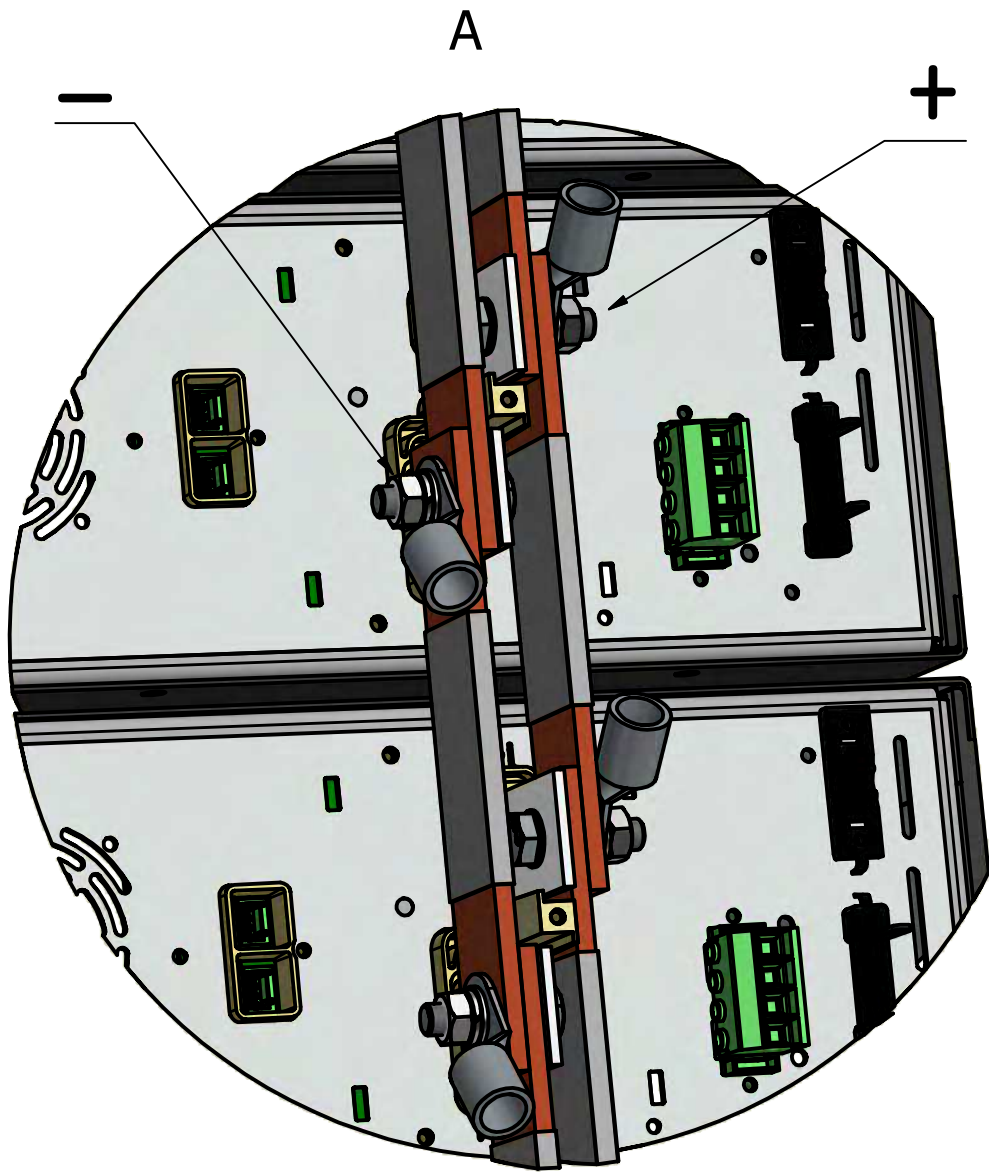


PARTS LIST

M/S PAR SET C7	ITEM	QTY	STOCK NUMBER	DESCRIPTION
	1	7	SM500-CP-90 SM1500-CP-30	power unit
	2	7	int mod m/s 2	interface m/s gen 2
v	3	2	dwg2530	m/s strip 1 2 units
v	4	2	dwg2531	m/s strip 2 3 units
v	5	2	dwg2532	cover output parallel 1
v	6	5	dwg2533	cover output parallel 2
v	7	2	dwg2534	m/s strip 3 4 units
	8	14	M8x30SG DIN933	screw M8X30 SG DIN933 10.9/Geomet-500
	9	14	M8 A2 DIN934	nut M8 A2
	10	14	M8 A2 DIN125A	washer M8 A2
	11	14	M8 A2 DIN127B	lock washer A2
v	12	14	M8 SZ DIN137B	crinkle washer
	13	7	3.5x30 A2 T10	PT 3.5x30 ro he A2 T10 selftap
	14	4	Not supplied	Load cable cable lug M8
v	15	6	CBL P SFTP 0.5 BK	patchcable BK 0.5m RJ45
v	16	1	CBL P SFTP 1 BK	patchcable BK 1m RJ45

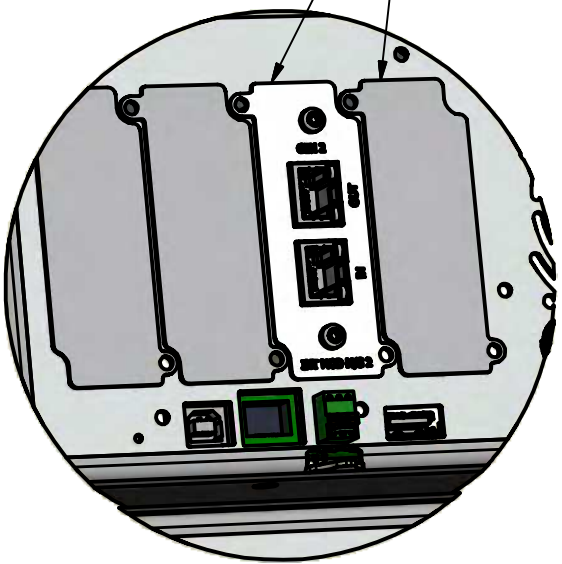
REVISIONS	DATE	NAME	SURFACE TREATMENT:	MAT:
REMARK:				DIM: mm Tol.: ± 0.2
			NAME DESIGNER	Delta Elektronika B.V.
			S.Janse	VISSERSDIJK 4
			DATE	4301 ND ZIERIKZEE
			19-04-2018	NETHERLANDS
	TITLE: MASTER SLAVE assembly 7 units			DWG
				A3
				SHEET 1-2





B

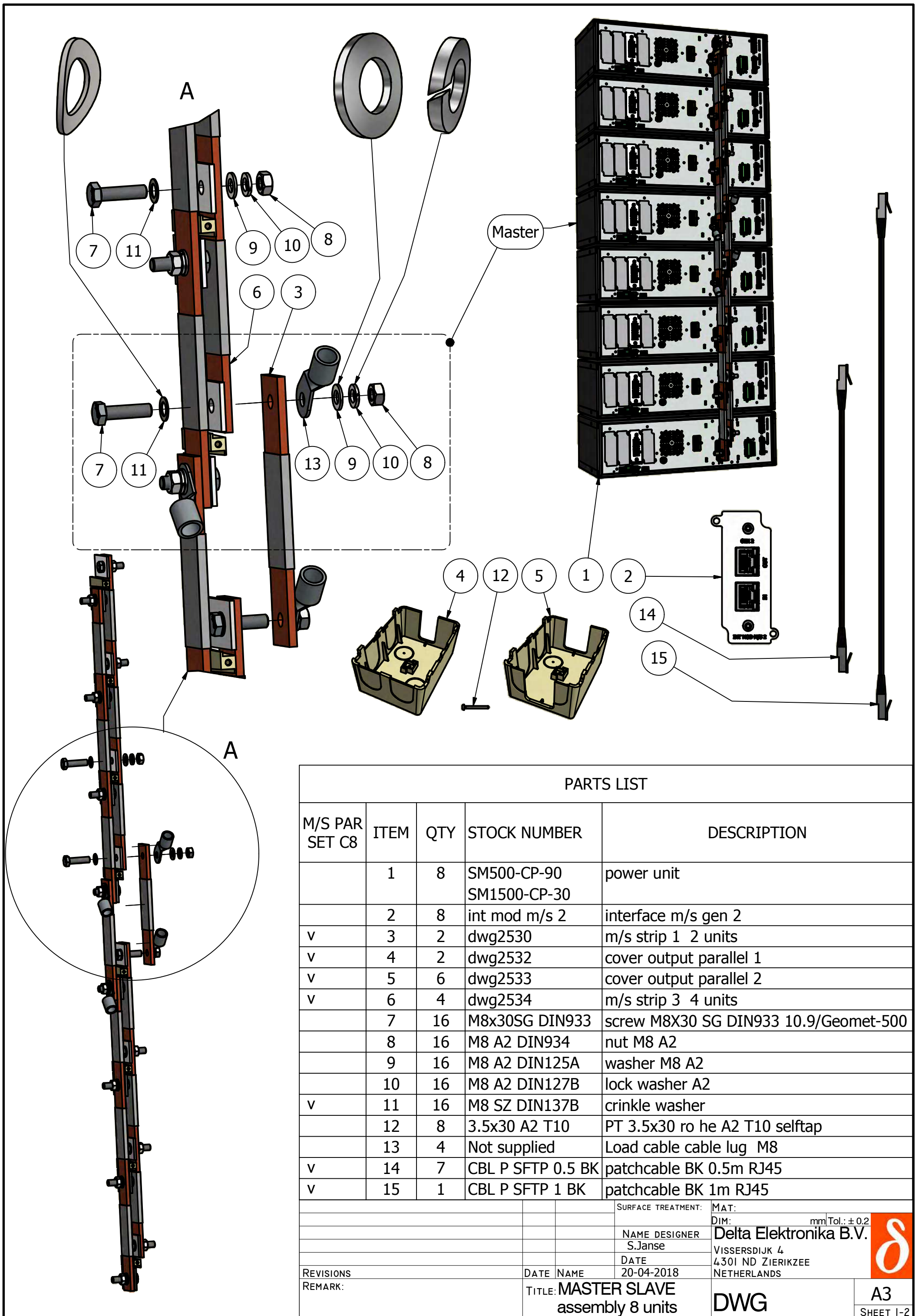
INT MOD M/S 2  
POSITION :  
SLOT 3 OR 4



SM500-CP-90 (8x)  
OR  
SMI500-CP30 (8x)

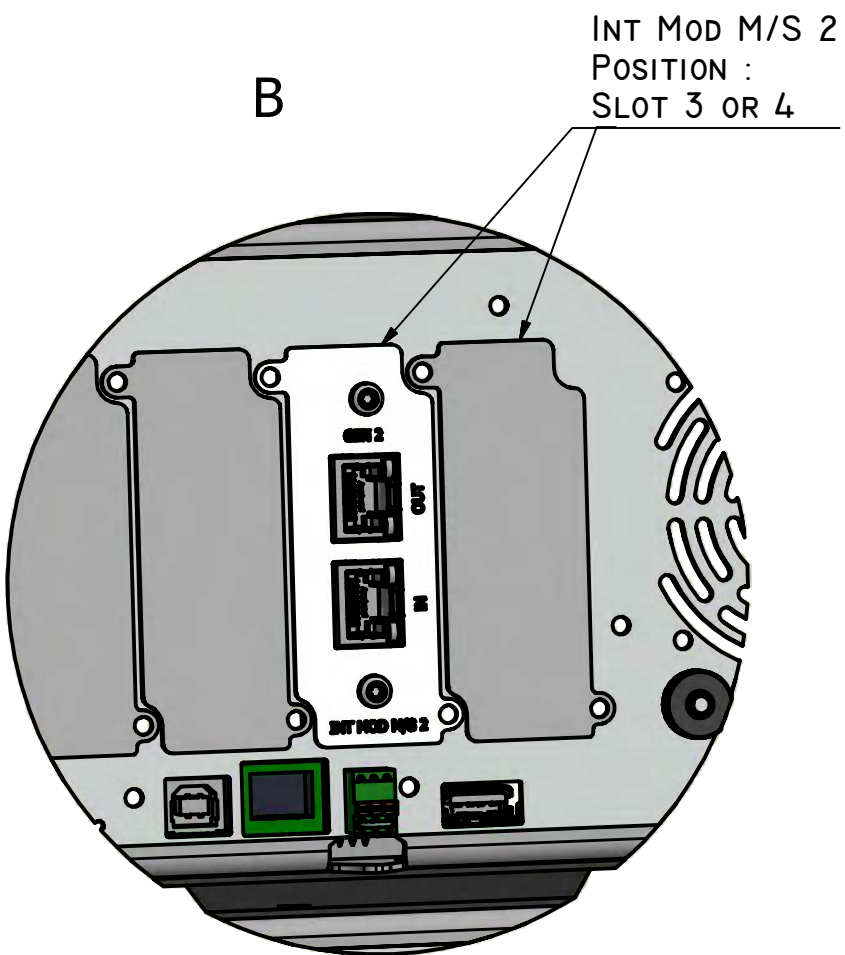
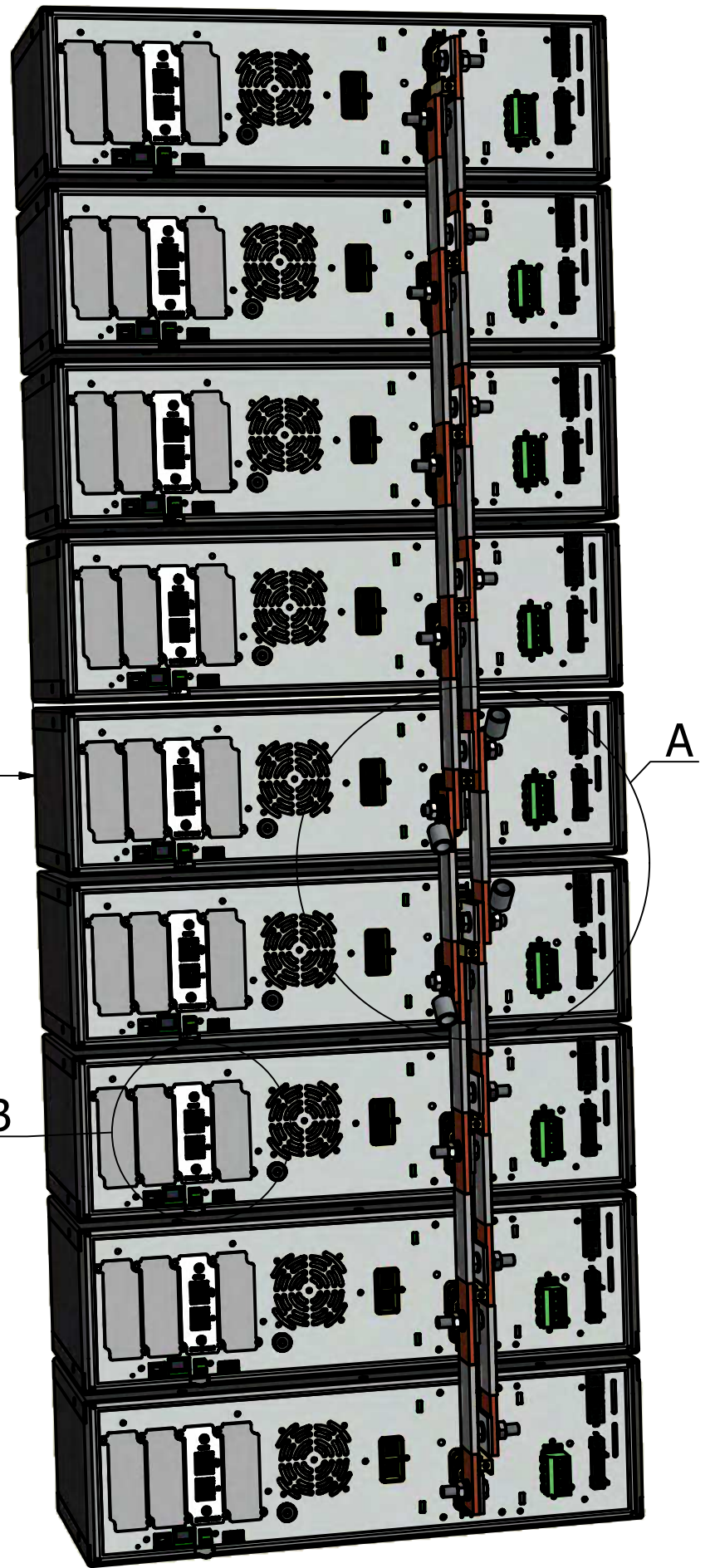
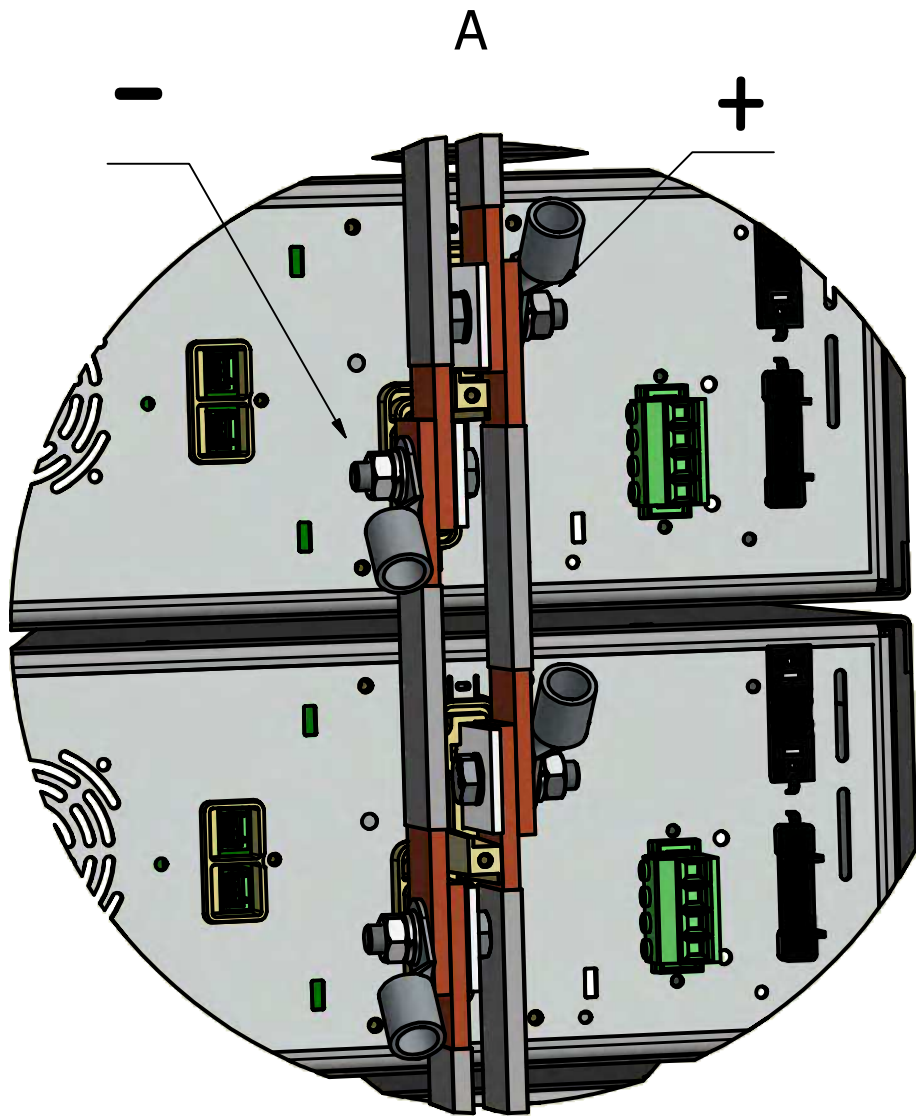
			SURFACE TREATMENT:	MAT:
				DIM: mm Tol.: ± 0.2
			NAME DESIGNER	Delta Elektronika B.V.
			S.Janse	VISSERSDIJK 4
			DATE	4301 ND ZIERIKZEE
			20-04-2018	NETHERLANDS
REVISIONS	DATE	NAME	TITLE: MASTER SLAVE	
REMARK:			assembly 8 units	
			DWG	A3
				SHEET 2-2





PARTS LIST				
M/S PAR SET C8	ITEM	QTY	STOCK NUMBER	DESCRIPTION
	1	8	SM500-CP-90 SM1500-CP-30	power unit
	2	8	int mod m/s 2	interface m/s gen 2
v	3	2	dwg2530	m/s strip 1 2 units
v	4	2	dwg2532	cover output parallel 1
v	5	6	dwg2533	cover output parallel 2
v	6	4	dwg2534	m/s strip 3 4 units
	7	16	M8x30SG DIN933	screw M8X30 SG DIN933 10.9/Geomet-500
	8	16	M8 A2 DIN934	nut M8 A2
	9	16	M8 A2 DIN125A	washer M8 A2
	10	16	M8 A2 DIN127B	lock washer A2
v	11	16	M8 SZ DIN137B	crinkle washer
	12	8	3.5x30 A2 T10	PT 3.5x30 ro he A2 T10 selftap
	13	4	Not supplied	Load cable cable lug M8
v	14	7	CBL P SFTP 0.5 BK	patchcable BK 0.5m RJ45
v	15	1	CBL P SFTP 1 BK	patchcable BK 1m RJ45

REVISIONS	DATE	NAME	SURFACE TREATMENT:	MAT:
REMARK:				DIM: mm Tol.: ± 0.2
			NAME DESIGNER	Delta Elektronika B.V.
			S.Janse	VISSERSDIJK 4
			DATE	4301 ND ZIERIKZEE
			20-04-2018	NETHERLANDS
TITLE: MASTER SLAVE assembly 8 units			DWG	A3
				SHEET 1-2



INT MOD M/S 2  
POSITION :  
SLOT 3 OR 4

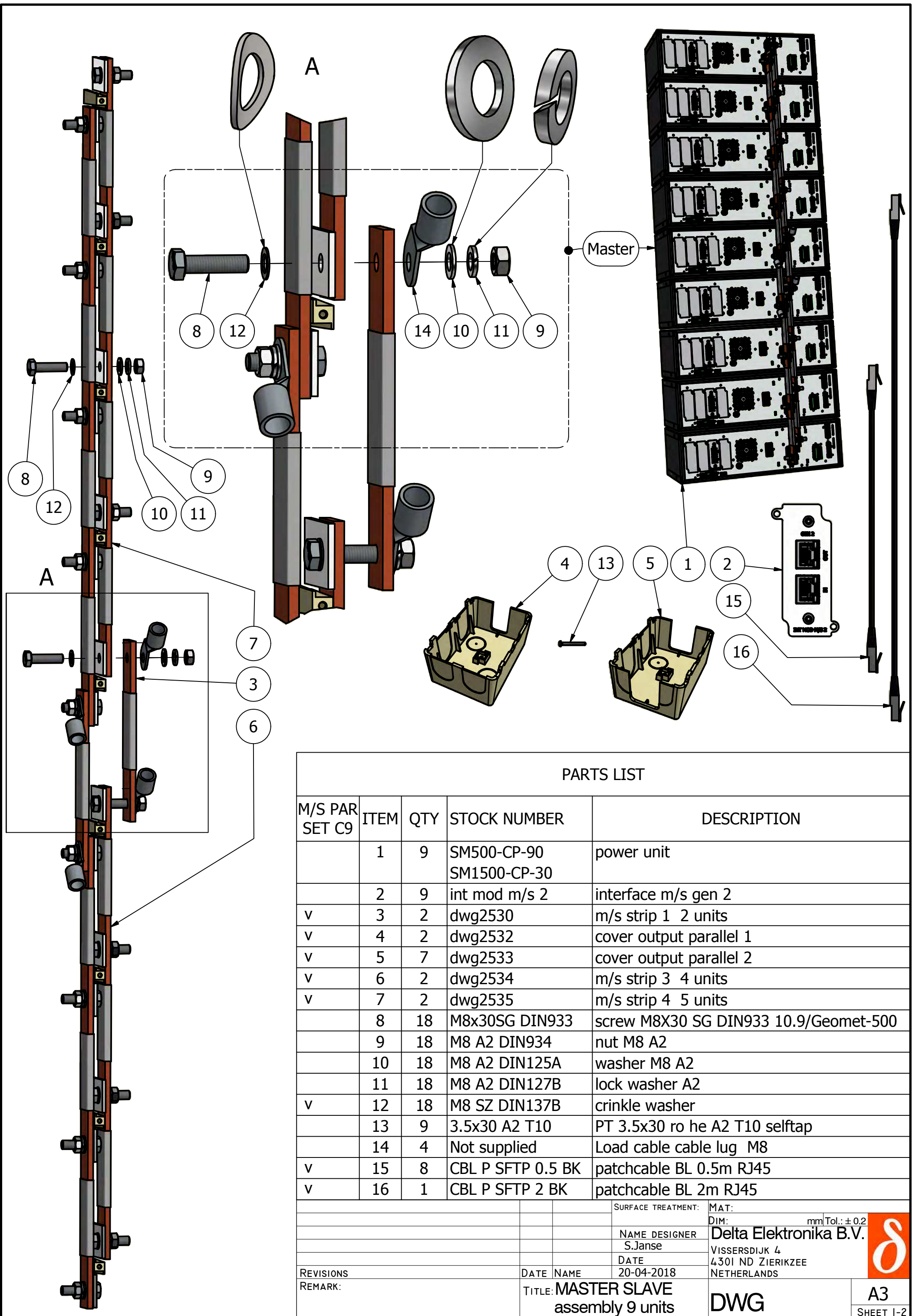
MASTER

SM500-CP-90 (9x)  
OR  
SMI500-CP30 (9x)

			SURFACE TREATMENT:	MAT:
				DIM: mm Tol.: ± 0.2
			NAME DESIGNER	Delta Elektronika B.V.
			S.Janse	VISSERSDIJK 4
			DATE	4301 ND ZIERIKZEE
			20-04-2018	NETHERLANDS
REVISIONS	DATE	NAME	TITLE: MASTER SLAVE	
REMARK:			assembly 9 units	
			DWG	A3
				SHEET 2-2



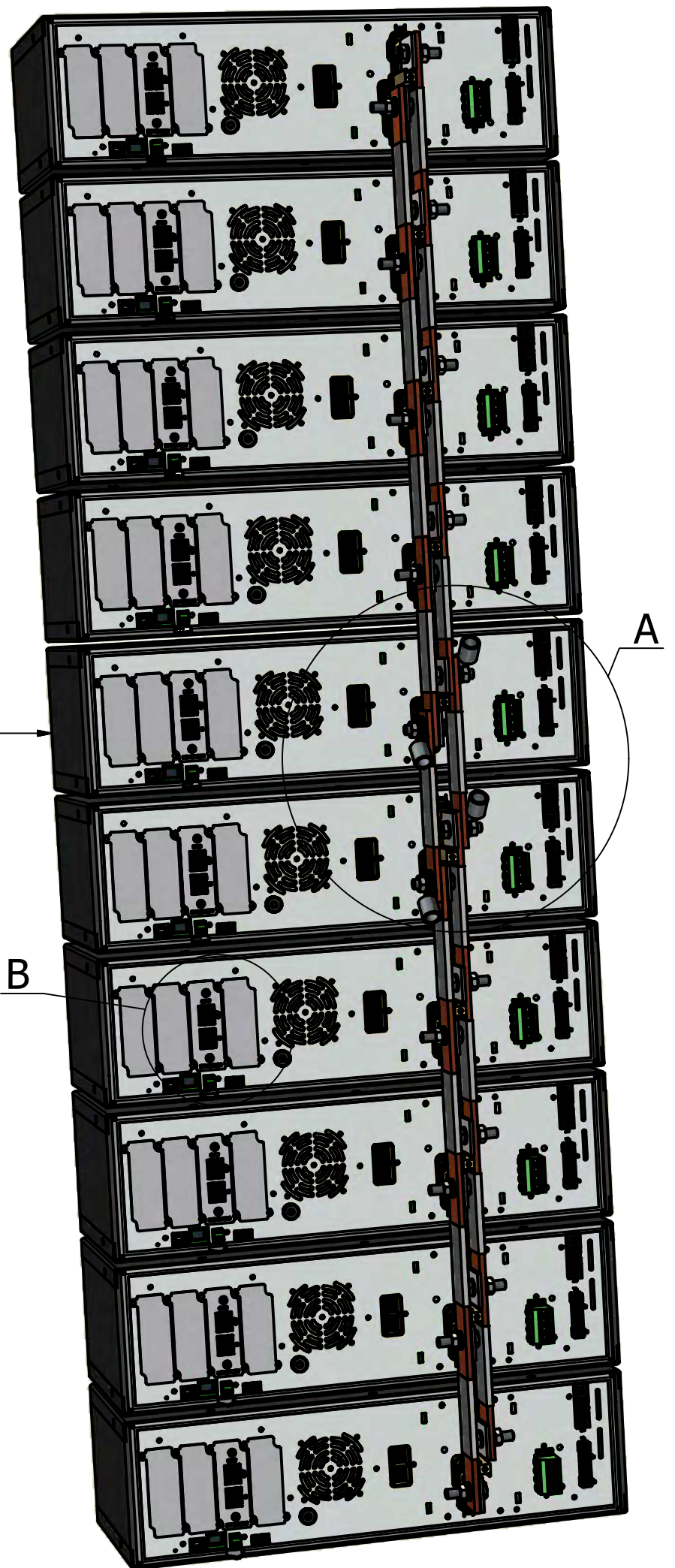
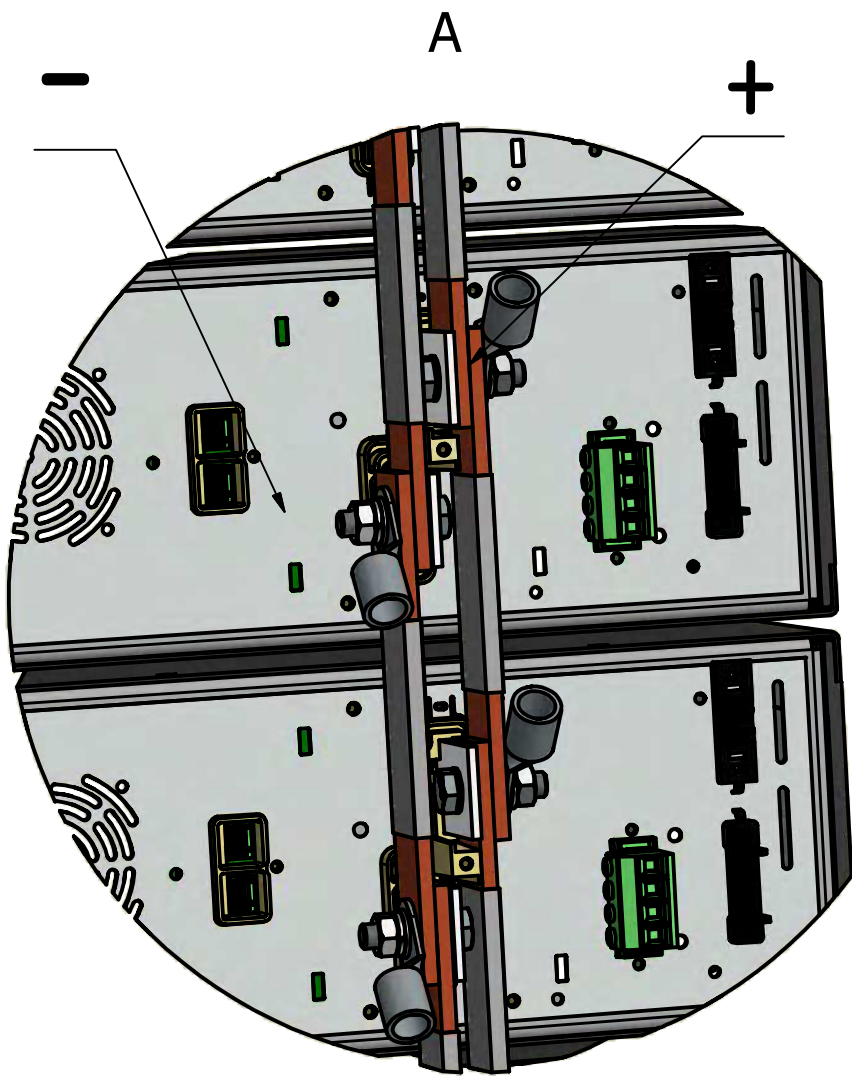




PARTS LIST

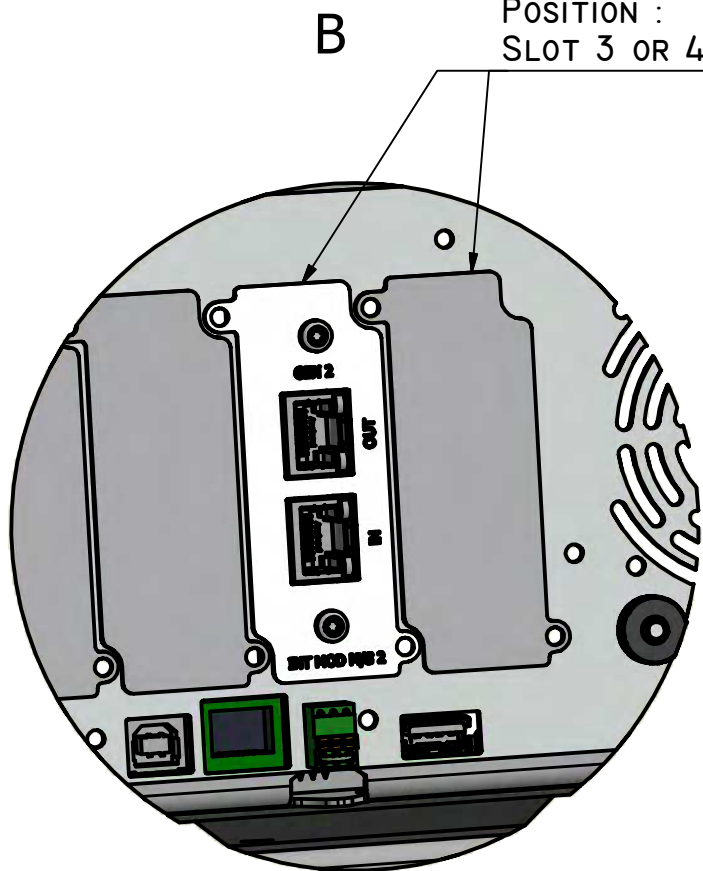
M/S PAR SET C9	ITEM	QTY	STOCK NUMBER	DESCRIPTION
	1	9	SM500-CP-90 SM1500-CP-30	power unit
	2	9	int mod m/s 2	interface m/s gen 2
v	3	2	dwg2530	m/s strip 1 2 units
v	4	2	dwg2532	cover output parallel 1
v	5	7	dwg2533	cover output parallel 2
v	6	2	dwg2534	m/s strip 3 4 units
v	7	2	dwg2535	m/s strip 4 5 units
	8	18	M8x30SG DIN933	screw M8X30 SG DIN933 10.9/Geomet-500
	9	18	M8 A2 DIN934	nut M8 A2
	10	18	M8 A2 DIN125A	washer M8 A2
	11	18	M8 A2 DIN127B	lock washer A2
v	12	18	M8 SZ DIN137B	crinkle washer
	13	9	3.5x30 A2 T10	PT 3.5x30 ro he A2 T10 selftap
	14	4	Not supplied	Load cable cable lug M8
v	15	8	CBL P SFTP 0.5 BK	patchcable BL 0.5m RJ45
v	16	1	CBL P SFTP 2 BK	patchcable BL 2m RJ45

		SURFACE TREATMENT:	MAT:
			DIM: mm Tol.: ± 0.2
		NAME DESIGNER	<b>Delta Elektronika B.V.</b>
		S.Janse	VISSERSDIJK 4
		DATE	4301 ND ZIERIKZEE
		20-04-2018	NETHERLANDS
REVISIONS	DATE	NAME	
REMARK:	TITLE: <b>MASTER SLAVE assembly 9 units</b>		<b>DWG</b>
			<b>A3</b> SHEET 1-2



MASTER

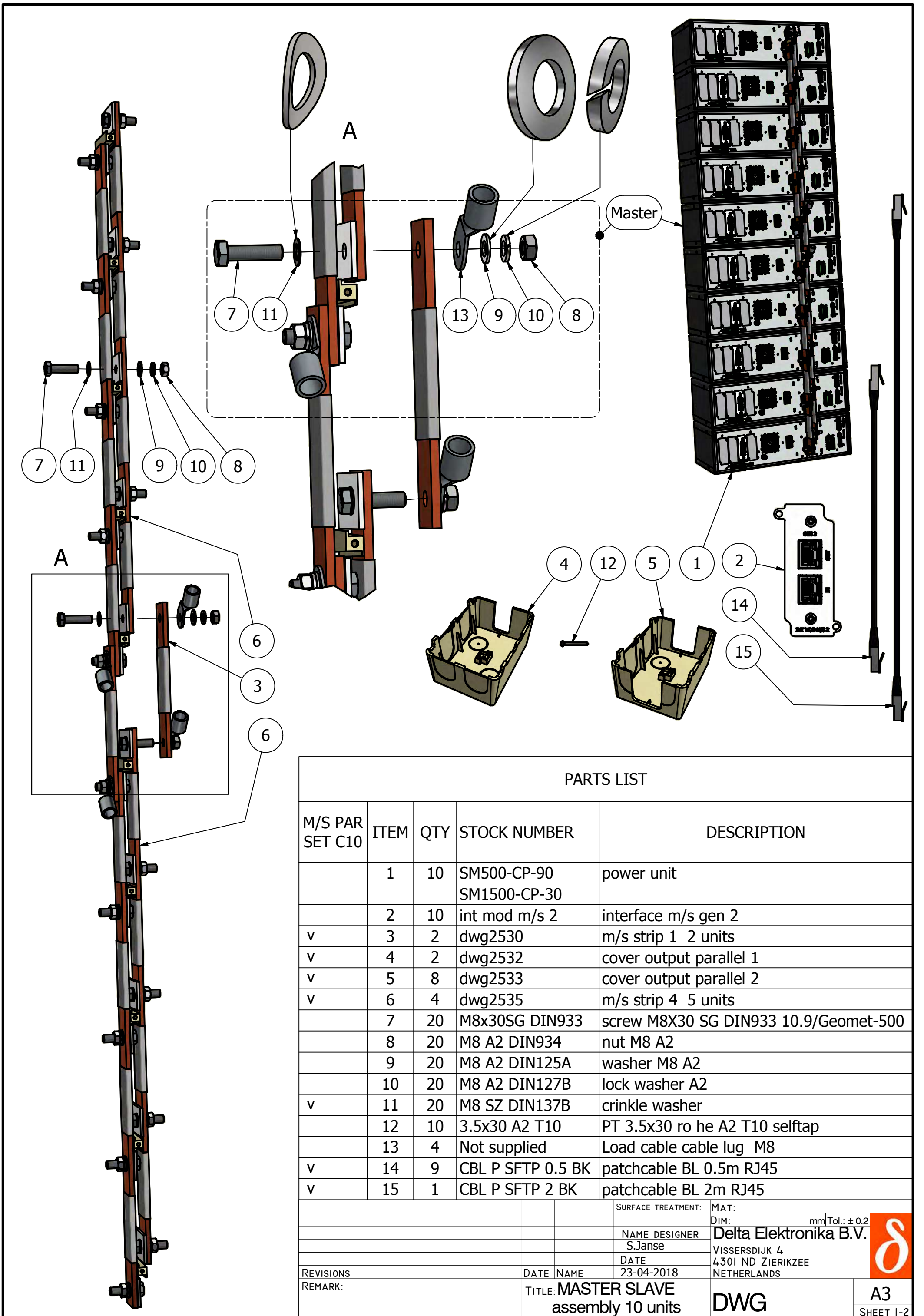
INT MOD M/S 2  
POSITION :  
SLOT 3 OR 4



SM500-CP-90 (10x)  
OR  
SMI500-CP30 (10x)

			SURFACE TREATMENT:	MAT:
				DIM: mm Tol.: ± 0.2
			NAME DESIGNER	Delta Elektronika B.V.
			S.Janse	VISSERSDIJK 4
			DATE	4301 ND ZIERIKZEE
			23-04-2018	NETHERLANDS
REVISIONS	DATE	NAME	TITLE: MASTER SLAVE	
REMARK:			assembly 10 units	
			DWG	A3
				SHEET 2-2





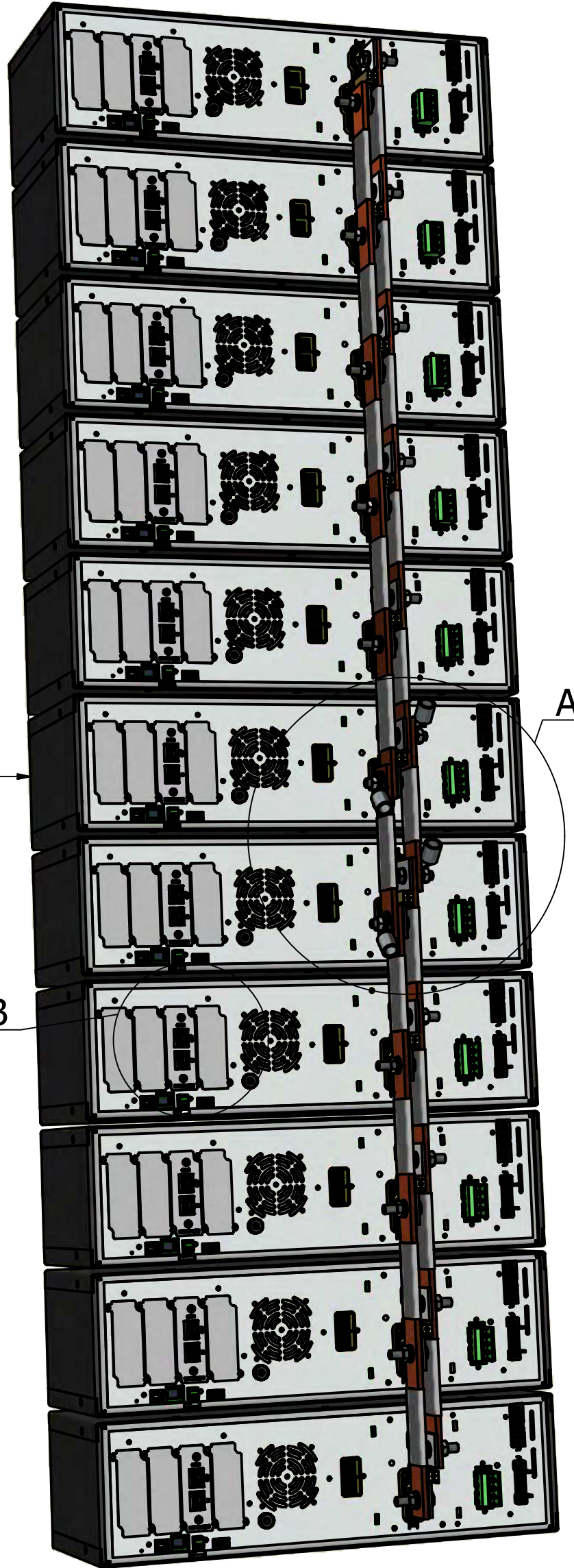
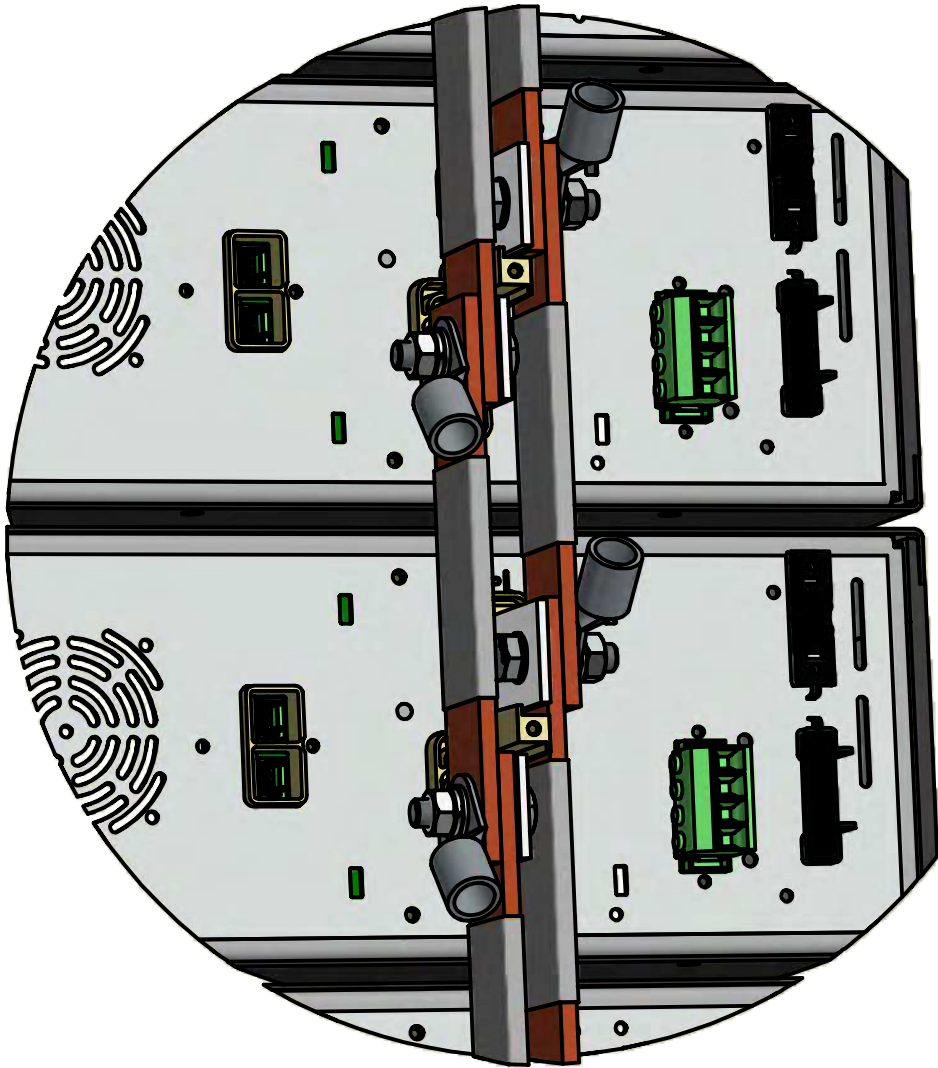
PARTS LIST

M/S PAR SET C10	ITEM	QTY	STOCK NUMBER	DESCRIPTION
	1	10	SM500-CP-90 SM1500-CP-30	power unit
	2	10	int mod m/s 2	interface m/s gen 2
v	3	2	dwg2530	m/s strip 1 2 units
v	4	2	dwg2532	cover output parallel 1
v	5	8	dwg2533	cover output parallel 2
v	6	4	dwg2535	m/s strip 4 5 units
	7	20	M8x30SG DIN933	screw M8X30 SG DIN933 10.9/Geomet-500
	8	20	M8 A2 DIN934	nut M8 A2
	9	20	M8 A2 DIN125A	washer M8 A2
	10	20	M8 A2 DIN127B	lock washer A2
v	11	20	M8 SZ DIN137B	crinkle washer
	12	10	3.5x30 A2 T10	PT 3.5x30 ro he A2 T10 selftap
	13	4	Not supplied	Load cable cable lug M8
v	14	9	CBL P SFTP 0.5 BK	patchcable BL 0.5m RJ45
v	15	1	CBL P SFTP 2 BK	patchcable BL 2m RJ45

REVISIONS	DATE	NAME	SURFACE TREATMENT:	MAT:
REMARK:				DIM: mm Tol.: ± 0.2
			NAME DESIGNER	Delta Elektronika B.V.
			S.Janse	VISSERSDIJK 4
			DATE	4301 ND ZIERIKZEE
			23-04-2018	NETHERLANDS
TITLE: MASTER SLAVE assembly 10 units			DWG	A3
				SHEET 1-2



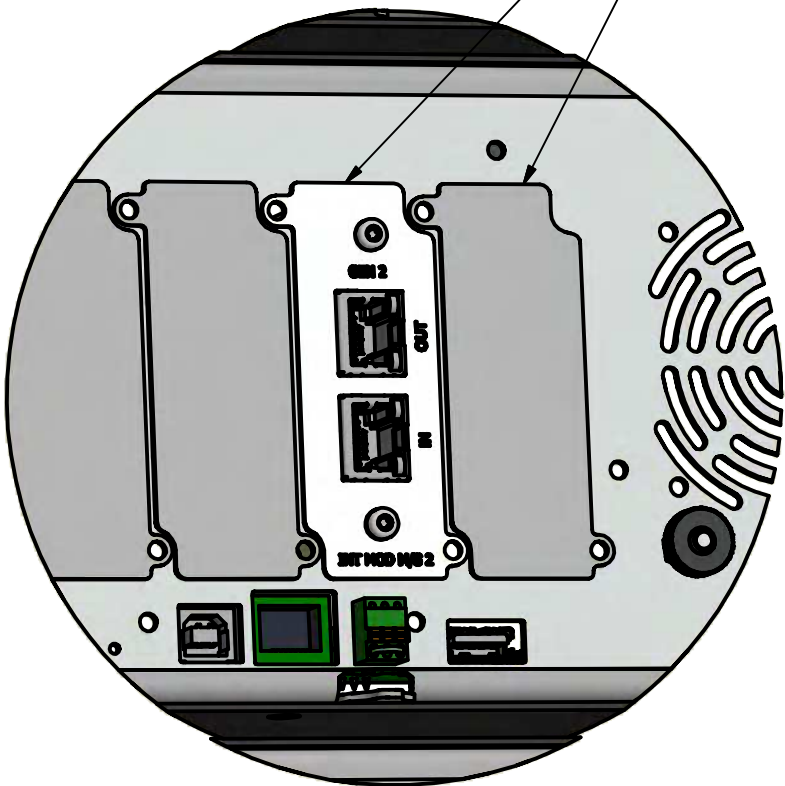
A



MASTER

B

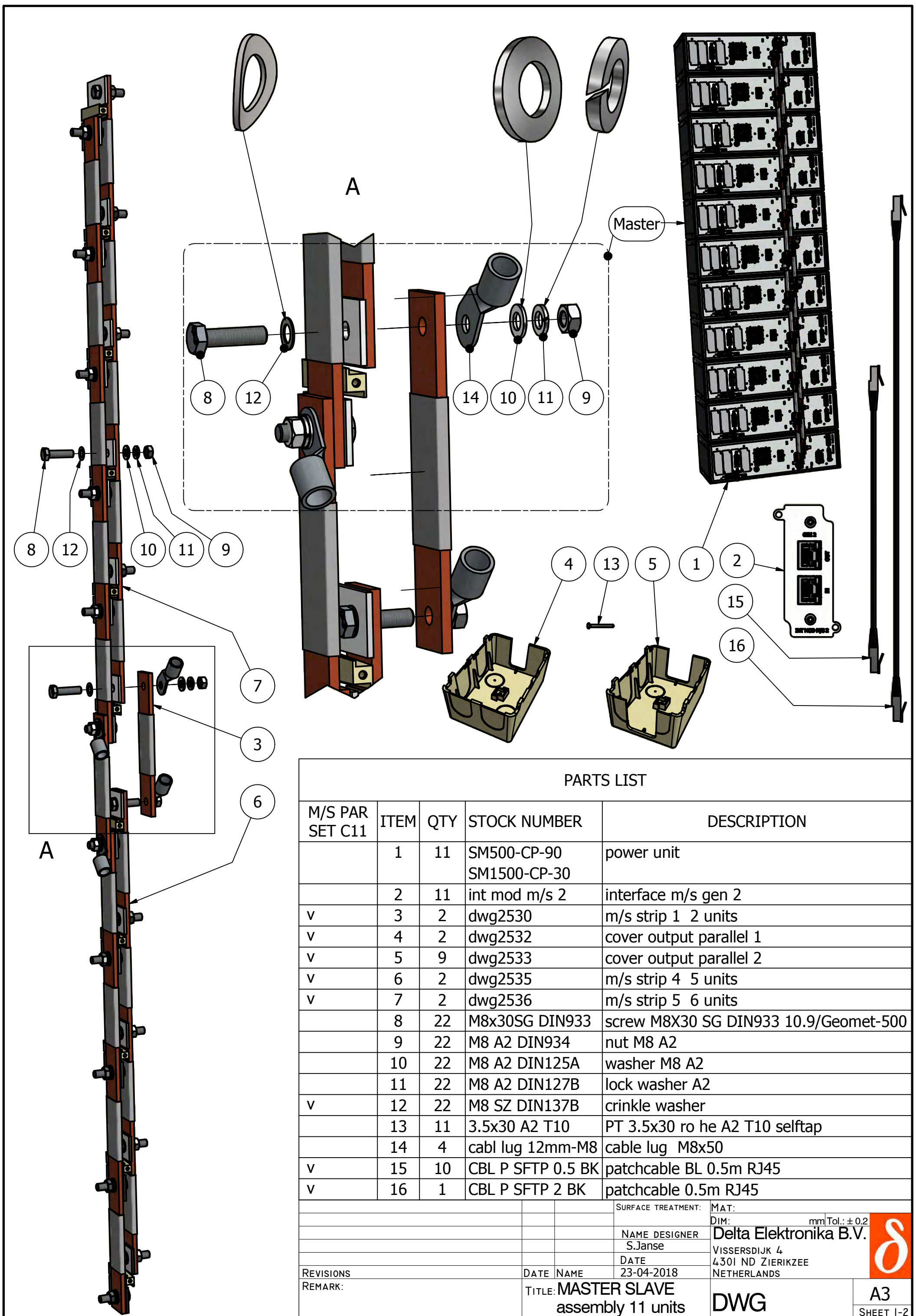
INT MOD M/S 2  
POSITION :  
SLOT 3 OR 4



SM500-CP-90 (IIX)  
OR  
SMI500-CP30 (IIX)

			SURFACE TREATMENT:	MAT:
				DIM: mm Tol.: ± 0.2
			NAME DESIGNER	Delta Elektronika B.V.
			S.Janse	VISSERSDIJK 4
			DATE	4301 ND ZIERIKZEE
			23-04-2018	NETHERLANDS
REVISIONS	DATE	NAME	TITLE: MASTER SLAVE	
REMARK:			assembly 11 units	
			DWG	A3
				SHEET 2-2

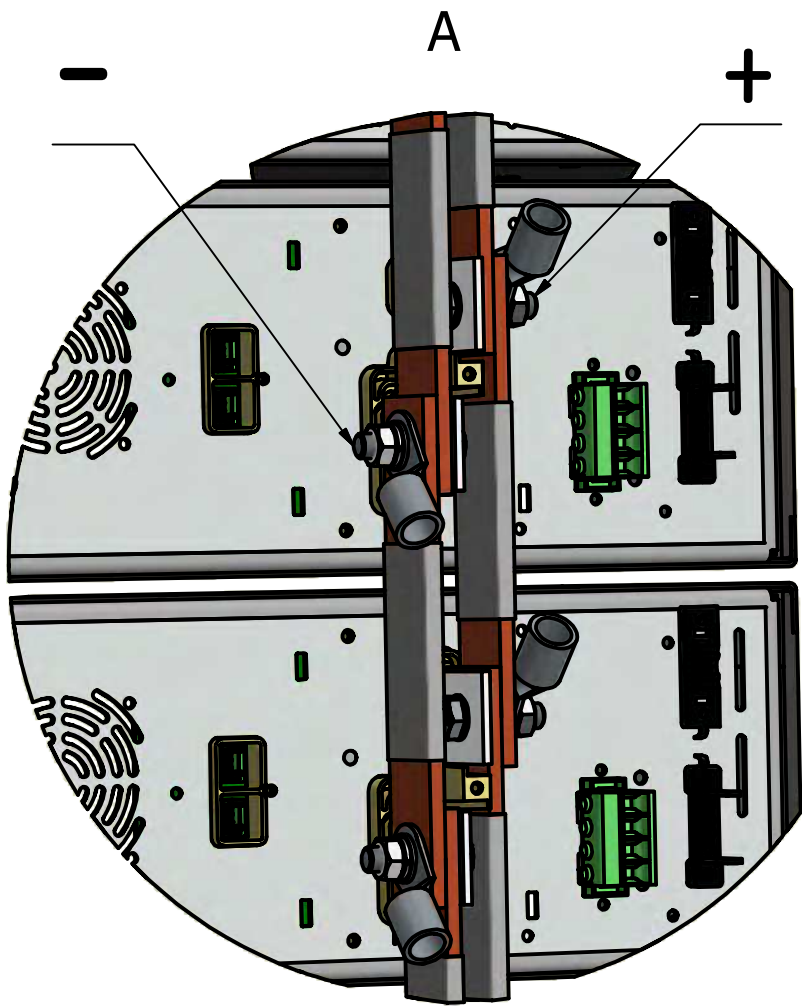




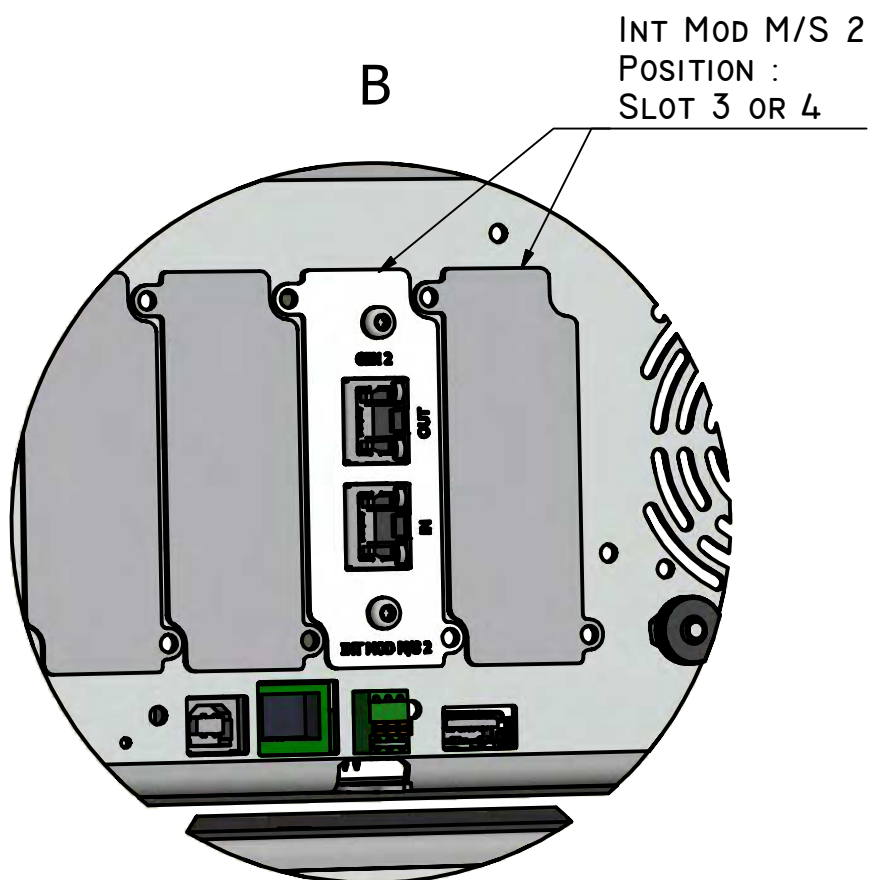
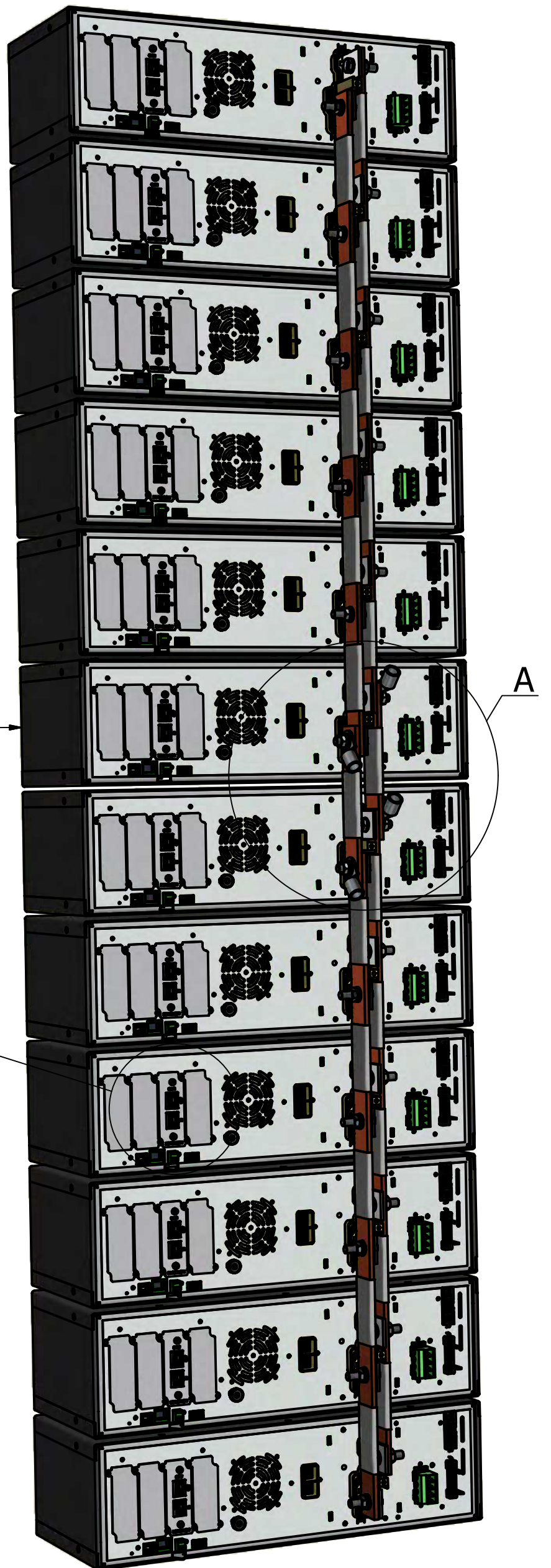
PARTS LIST

M/S PAR SET C11	ITEM	QTY	STOCK NUMBER	DESCRIPTION
	1	11	SM500-CP-90 SM1500-CP-30	power unit
	2	11	int mod m/s 2	interface m/s gen 2
v	3	2	dwg2530	m/s strip 1 2 units
v	4	2	dwg2532	cover output parallel 1
v	5	9	dwg2533	cover output parallel 2
v	6	2	dwg2535	m/s strip 4 5 units
v	7	2	dwg2536	m/s strip 5 6 units
	8	22	M8x30SG DIN933	screw M8X30 SG DIN933 10.9/Geomet-500
	9	22	M8 A2 DIN934	nut M8 A2
	10	22	M8 A2 DIN125A	washer M8 A2
	11	22	M8 A2 DIN127B	lock washer A2
v	12	22	M8 SZ DIN137B	crinkle washer
	13	11	3.5x30 A2 T10	PT 3.5x30 ro he A2 T10 selftap
	14	4	cabl lug 12mm-M8	cable lug M8x50
v	15	10	CBL P SFTP 0.5 BK	patchcable BL 0.5m RJ45
v	16	1	CBL P SFTP 2 BK	patchcable 0.5m RJ45

REVISIONS	DATE	NAME	SURFACE TREATMENT:	MAT:
REMARK:				DIM: mm Tol.: ± 0.2
			NAME DESIGNER	<b>Delta Elektronika B.V.</b>
			S.Janse	VISSERSDIJK 4
			DATE	4301 ND ZIERIKZEE
			23-04-2018	NETHERLANDS
TITLE: <b>MASTER SLAVE assembly 11 units</b>			<b>DWG</b>	
			<b>A3</b>	
			SHEET 1-2	



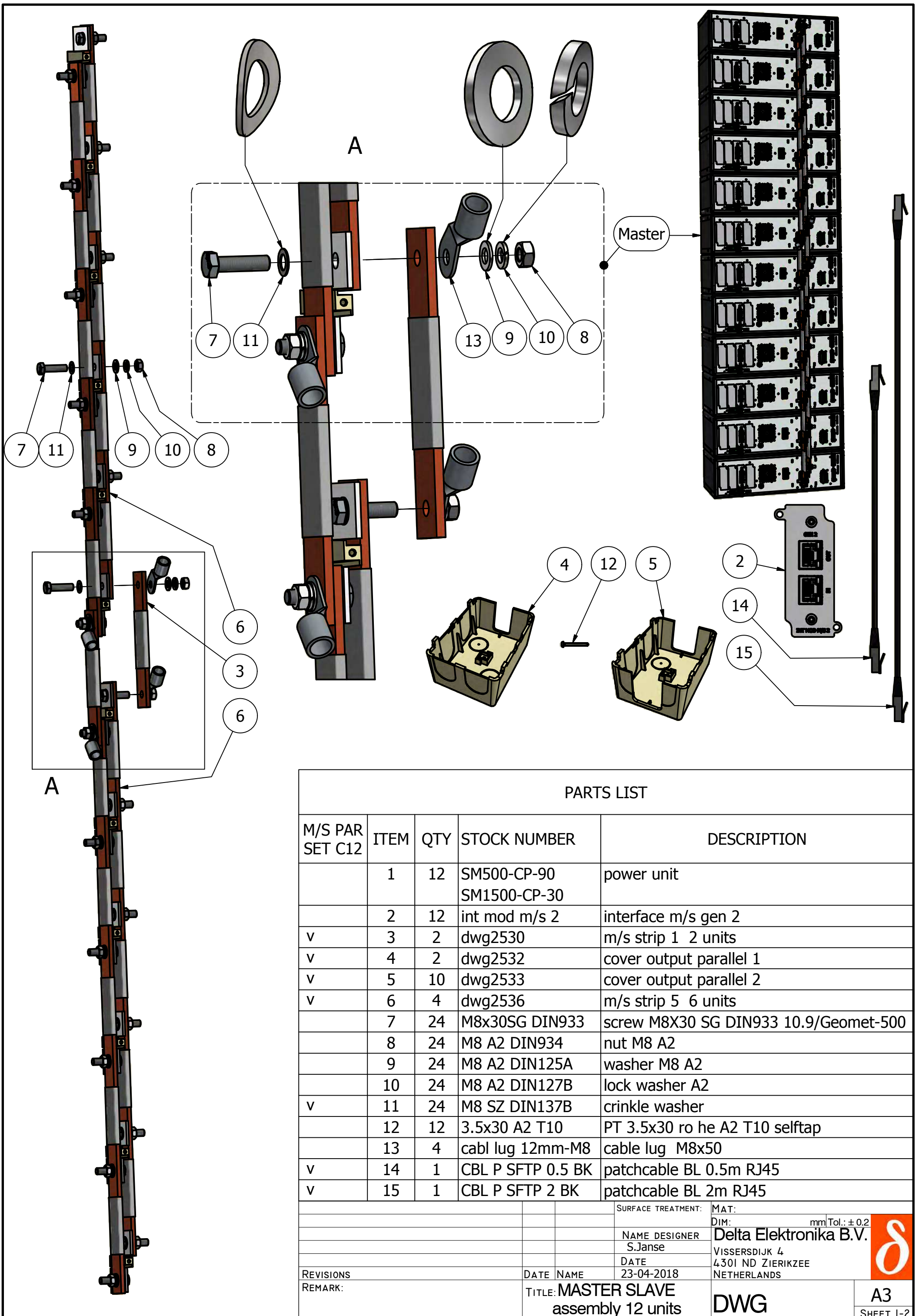
MASTER



SM500-CP-90 (12x)  
OR  
SMI500-CP30 (12x)

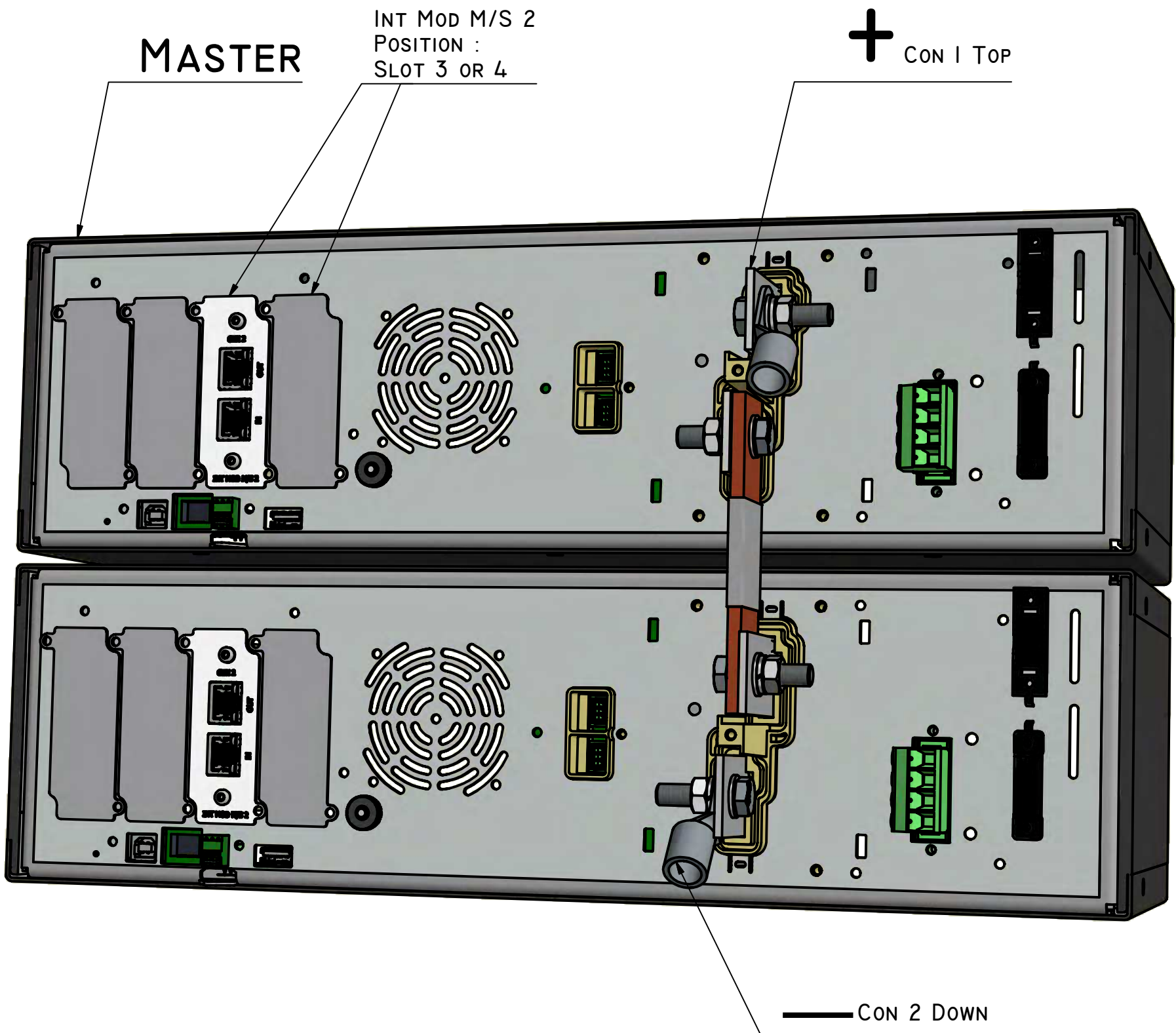
			SURFACE TREATMENT:	MAT:
				DIM: mm Tol.: ± 0.2
			NAME DESIGNER	Delta Elektronika B.V.
			S.Janse	VISSERSDIJK 4
			DATE	4301 ND ZIERIKZEE
			23-04-2018	NETHERLANDS
REVISIONS	DATE	NAME	TITLE: MASTER SLAVE	
REMARK:			assembly 12 units	
			DWG	A3
				SHEET 2-2





PARTS LIST				
M/S PAR SET C12	ITEM	QTY	STOCK NUMBER	DESCRIPTION
	1	12	SM500-CP-90 SM1500-CP-30	power unit
	2	12	int mod m/s 2	interface m/s gen 2
v	3	2	dwg2530	m/s strip 1 2 units
v	4	2	dwg2532	cover output parallel 1
v	5	10	dwg2533	cover output parallel 2
v	6	4	dwg2536	m/s strip 5 6 units
	7	24	M8x30SG DIN933	screw M8X30 SG DIN933 10.9/Geomet-500
	8	24	M8 A2 DIN934	nut M8 A2
	9	24	M8 A2 DIN125A	washer M8 A2
	10	24	M8 A2 DIN127B	lock washer A2
v	11	24	M8 SZ DIN137B	crinkle washer
	12	12	3.5x30 A2 T10	PT 3.5x30 ro he A2 T10 selftap
	13	4	cabl lug 12mm-M8	cable lug M8x50
v	14	1	CBL P SFTP 0.5 BK	patchcable BL 0.5m RJ45
v	15	1	CBL P SFTP 2 BK	patchcable BL 2m RJ45

REVISIONS	DATE	NAME	SURFACE TREATMENT:	MAT:
REMARK:				DIM: mm Tol.: ± 0.2
			NAME DESIGNER	Delta Elektronika B.V.
			S.Janse	VISSERSDIJK 4
			DATE	4301 ND ZIERIKZEE
			23-04-2018	NETHERLANDS
TITLE: MASTER SLAVE assembly 12 units			DWG	A3
				SHEET 1-2

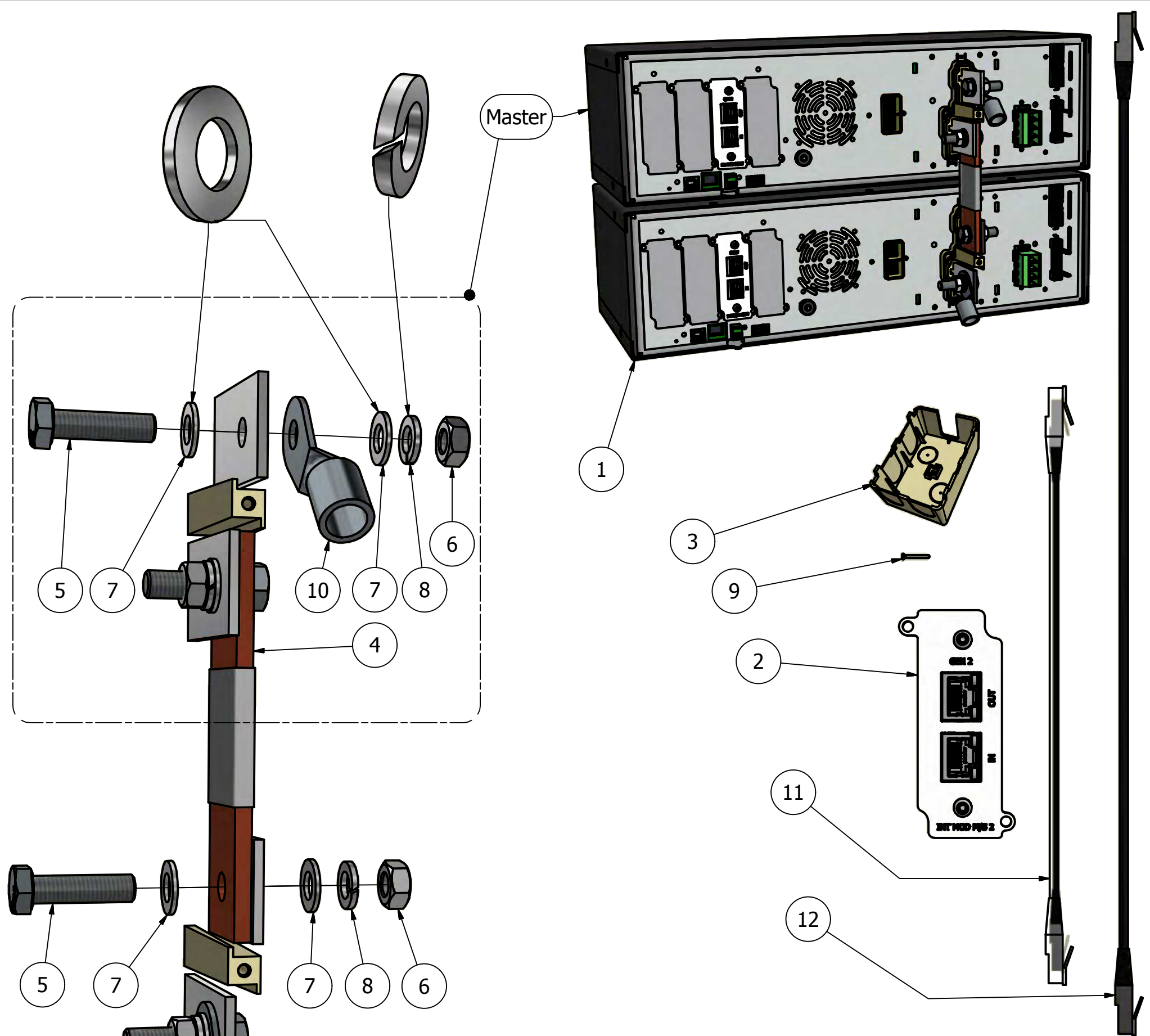


SM500-CP-90 (2x)  
OR  
SM210-CP-150 (2x)

			SURFACE TREATMENT:	MAT:
				DIM: mm Tol.: ± 0.2
			NAME DESIGNER	Delta Elektronika B.V.
			S.Janse	VISSERSDIJK 4
			DATE	4301 ND ZIERIKZEE
REVISIONS	DATE	NAME	07-06-2018	NETHERLANDS
REMARK:	TITLE: MASTER SLAVE		DWG	
	assembly series 2U		A3	
			SHEET 2-2	







**PARTS LIST**

M/S SER SET BA	ITEM	QTY	STOCK NUMBER	DESCRIPTION
	1	2	SM500-CP-90 SM210_CP-150	power unit
	2	2	int mod m/s 2	interface m/s gen 2
v	3	2	dwg2532	cover output parallel 1
v	4	1	dwg2537	m/s strip series hv
	5	4	M8x30SG DIN933	screw M8X30 SG DIN933 10.9/Geomet-500
	6	4	M8 A2 DIN934	nut M8 A2
	7	8	M8 A2 DIN125A	washer M8 A2
	8	4	M8 A2 DIN127B	lock washer A2
	9	2	3.5x30 A2 T10	PT 3.5x30 ro he A2 T10 selftap
	10	2	Not supplied	Load cable cable lug M8
v	11	1	CBL P SFTP 0.5 BK	patchcable BK 0.5m RJ45
v	12	1	CBL P SFTP 1 BK	patchcable BK 1 m RJ45

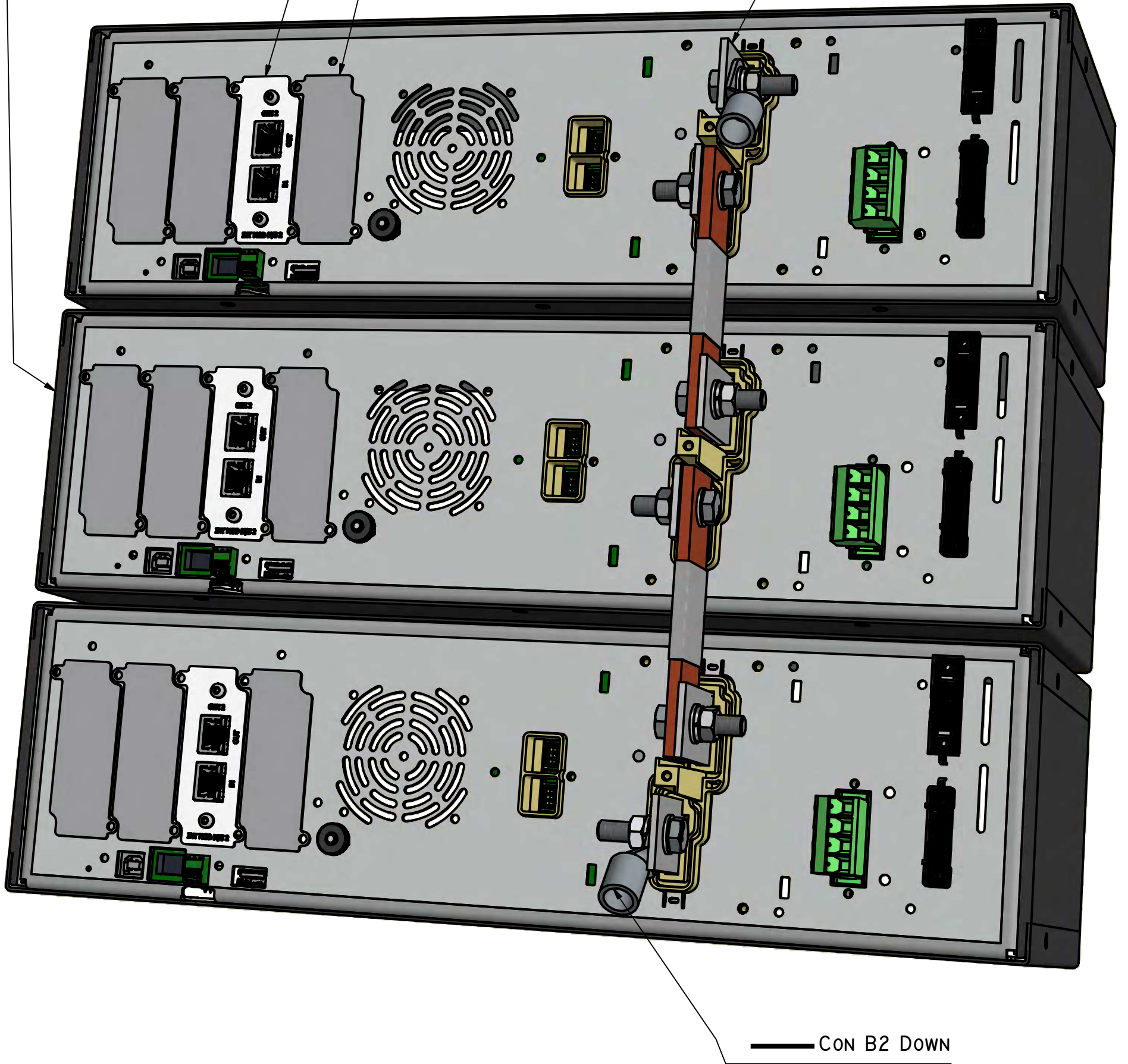
REVISIONS	DATE	NAME	SURFACE TREATMENT:	MAT:
REMARK:				DIM: mm Tol.: ± 0.2
			NAME DESIGNER	<b>Delta Elektronika B.V.</b>
			S.Janse	VISSERSDIJK 4
			DATE	4301 ND ZIERIKZEE
			07-06-2018	NETHERLANDS
TITLE: <b>MASTER SLAVE</b> assembly series 2U			<b>DWG</b>	
			<b>A3</b>	
			SHEET 1-2	



MASTER  
MIDDLE POSITION

INT MOD M/S 2  
POSITION :  
SLOT 3 OR 4

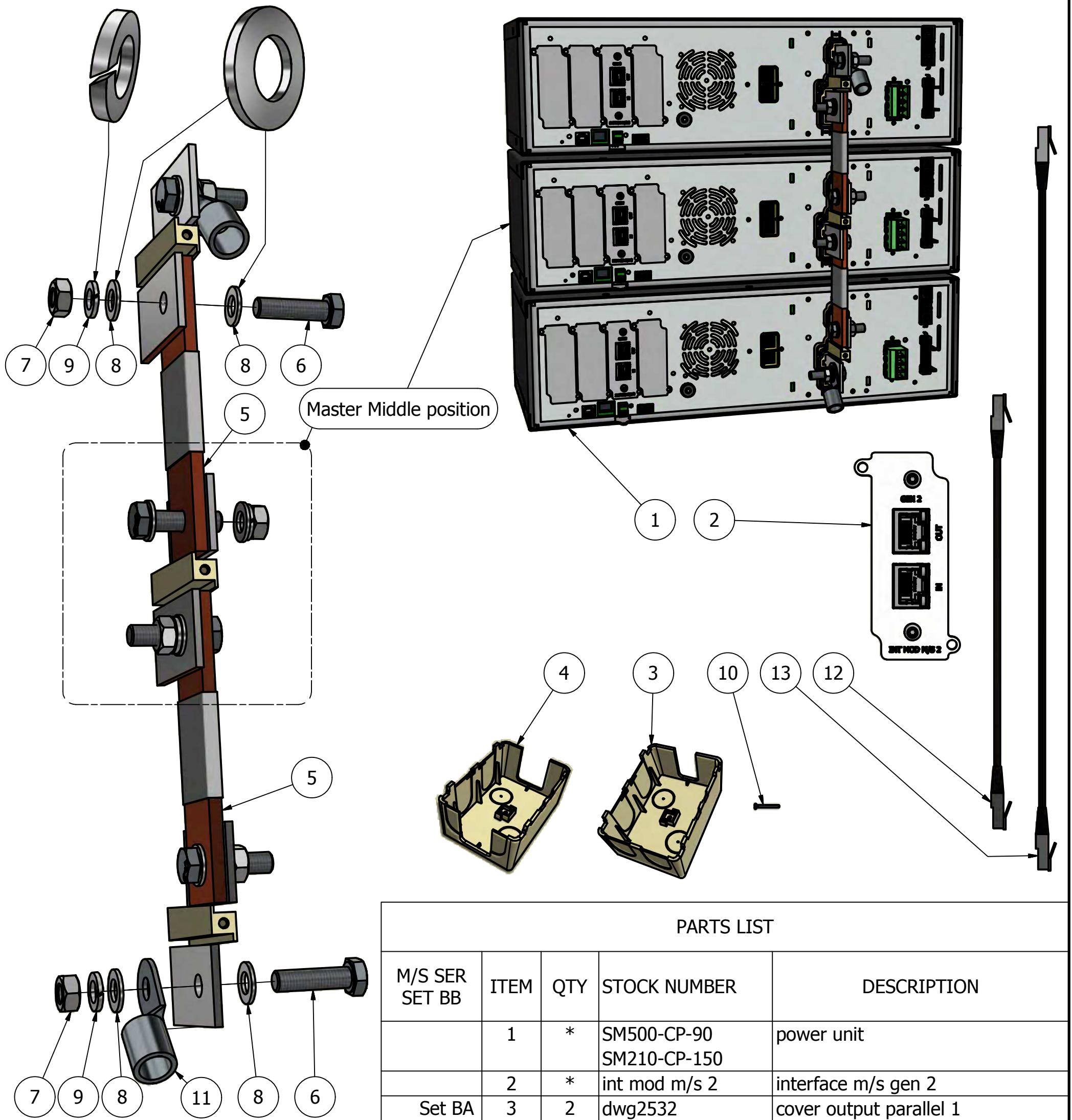
+ CON BI TOP



SM500-CP-90 (3-6x)  
OR  
SM210-CP-150 (3-6x)

CONNECTION SETUP 3/4/5/6 UNITS  
ALWAYS COMBINED WITH M/S SER SET BA

			SURFACE TREATMENT:	MAT:
				DIM: mm Tol.: ± 0.2
			NAME DESIGNER	Delta Elektronika B.V.
			S.Janse	VISSERSDIJK 4
			DATE	4301 ND ZIERIKZEE
			08-06-2018	NETHERLANDS
REVISIONS	DATE	NAME	TITLE: MASTER SLAVE	
REMARK:			assembly series 3-6 U	
			DWG	A3
				SHEET 2-2



\*  
CONNECTION SETUP 3/4/5/6 UNITS  
M/S SER SET BA INCLUDED

UNITS	3	4	5	6
ITEM 2	3X	4X	5X	6X
3	2X	2X	2X	2X
4	1X	2X	3X	4X
5	2X	3X	4X	5X
12	2X	3X	4X	5X

PARTS LIST				
M/S SER SET BB	ITEM	QTY	STOCK NUMBER	DESCRIPTION
	1	*	SM500-CP-90 SM210-CP-150	power unit
	2	*	int mod m/s 2	interface m/s gen 2
Set BA	3	2	dwg2532	cover output parallel 1
v*	4	*	dwg2533	cover output parallel 2
v*	5	*	dwg2537	m/s strip series hv
	6	unit	M8x30SG DIN933	screw M8X30 SG DIN933 10.9/Geomet-500
	7	unit	M8 A2 DIN934	nut M8 A2
	8	unit	M8 A2 DIN125A	washer M8 A2
	9	unit	M8 A2 DIN127B	lock washer A2
	10	unit	3.5x30 A2 T10	PT 3.5x30 ro he A2 T10 selftap
	11	2	Not supplied	Load cable cable lug M8
v*+Set BA	12	*	CBL SETP 0.5 BK	patchcable 0.5m R45J
Set BA	13	1	CBL SETP 1 BK	patchcable 1 m R45J

REVISIONS	DATE	NAME	SURFACE TREATMENT:	MAT:
REMARK:				DIM: mm Tol.: ± 0.2
			NAME DESIGNER	Delta Elektronika B.V.
			S.Janse	VISSERSDIJK 4
			DATE	4301 ND ZIERIKZEE
			08-06-2018	NETHERLANDS
			TITLE: MASTER SLAVE	A3
			assembly series 3-6U	
			DWG	SHEET 1-2